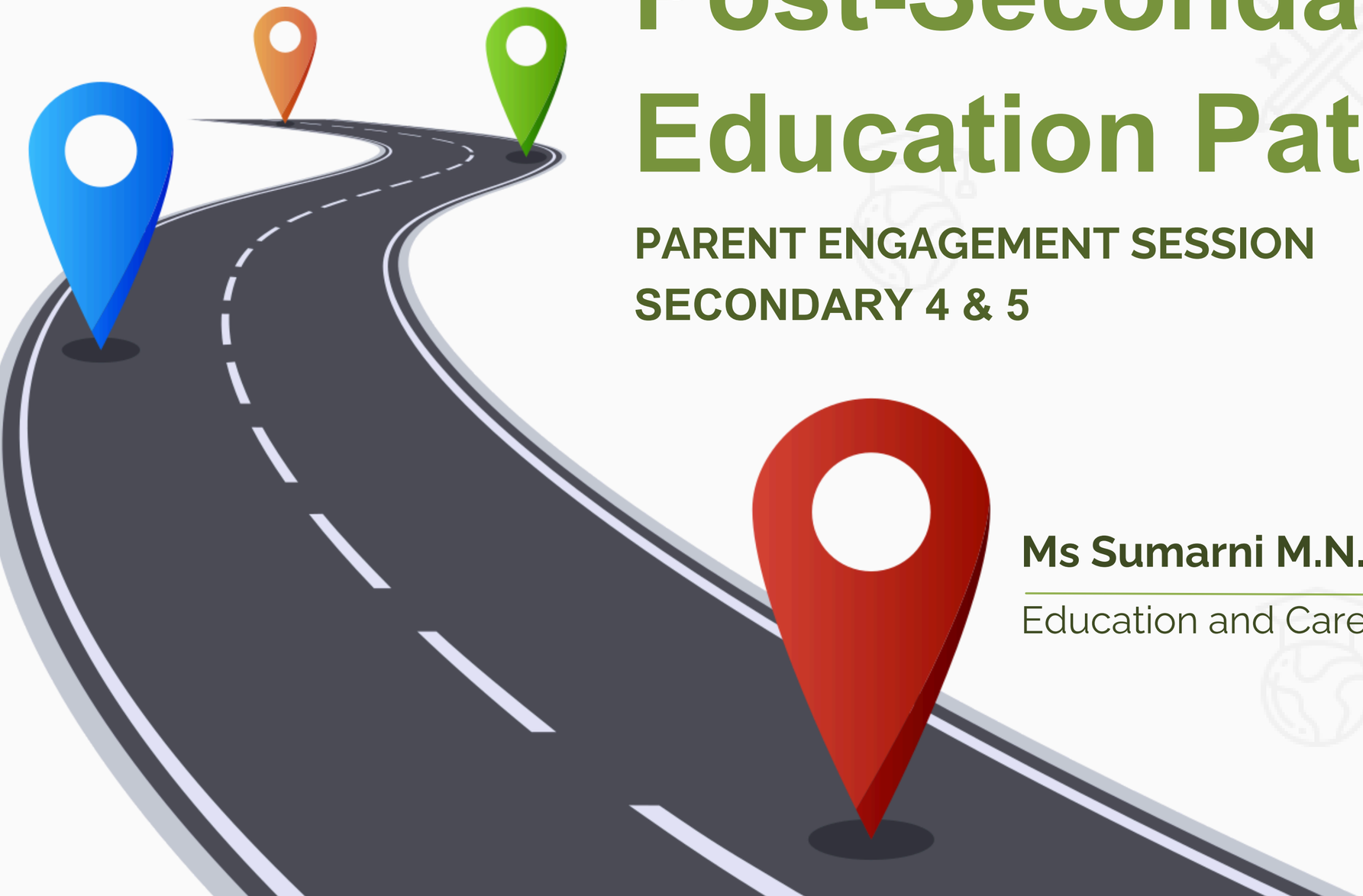

Post-Secondary Education Pathways

PARENT ENGAGEMENT SESSION
SECONDARY 4 & 5

Ms Sumarni M.N.

Education and Career Guidance (ECG) Counsellor

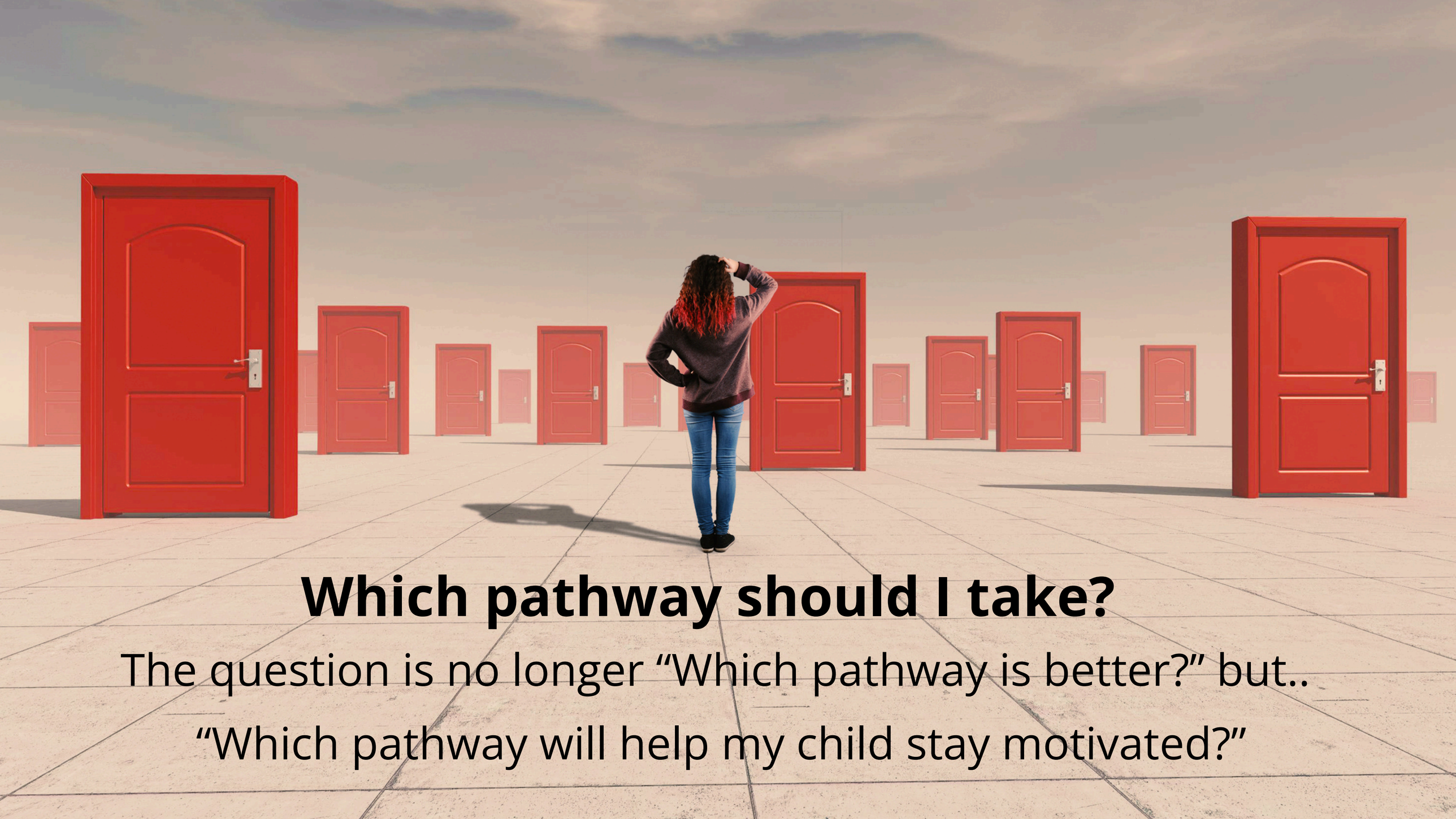

Which pathway should I take?

The question is no longer “Which pathway is better?” but..

“Which pathway will help my child stay motivated?”

HOW CAN ECG HELP YOUR CHILD?

Start by having a good understanding of their own **strengths**, **interests** and **values**.

Make an **informed decision** in deciding their educational pathways.



How can ECG help your child?

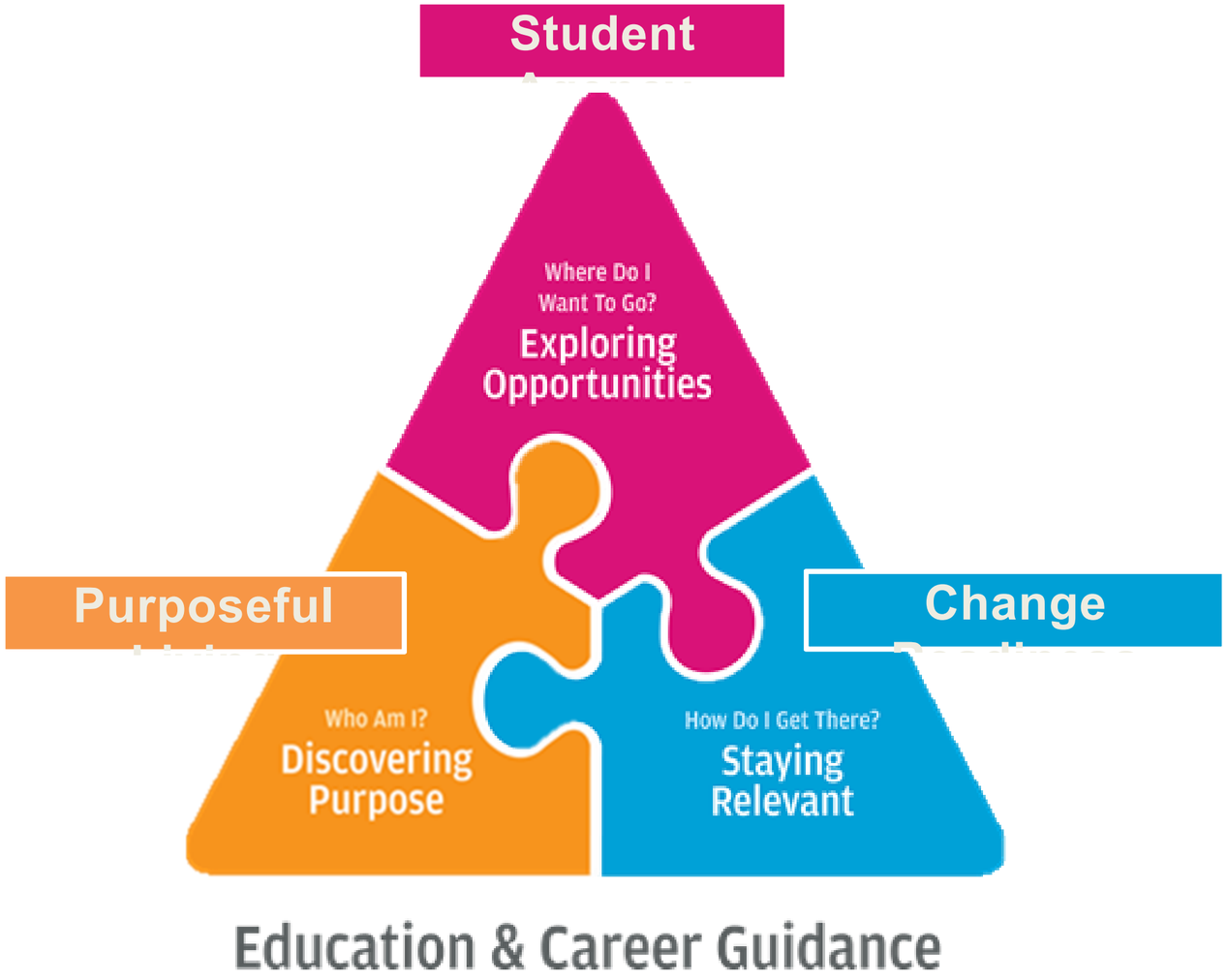

Discovering Purpose

- Discover Values, Interest, Personality and Skills
- Role in community/society

Exploring Opportunities

- Explore possibilities/pathways
- To be open-minded and be prepared for possible opportunities

Staying Relevant

- Develop S.M.A.R.T. goals and action plans
- Research on updated school/industry information
- Consult trusted adults
- Continue to learn and grow

ECG

Overview of Sharing

Navigating through the educational journey

Post-Secondary Pathways



Supporting your child's ECG journey



Education Pathway used to be simple…

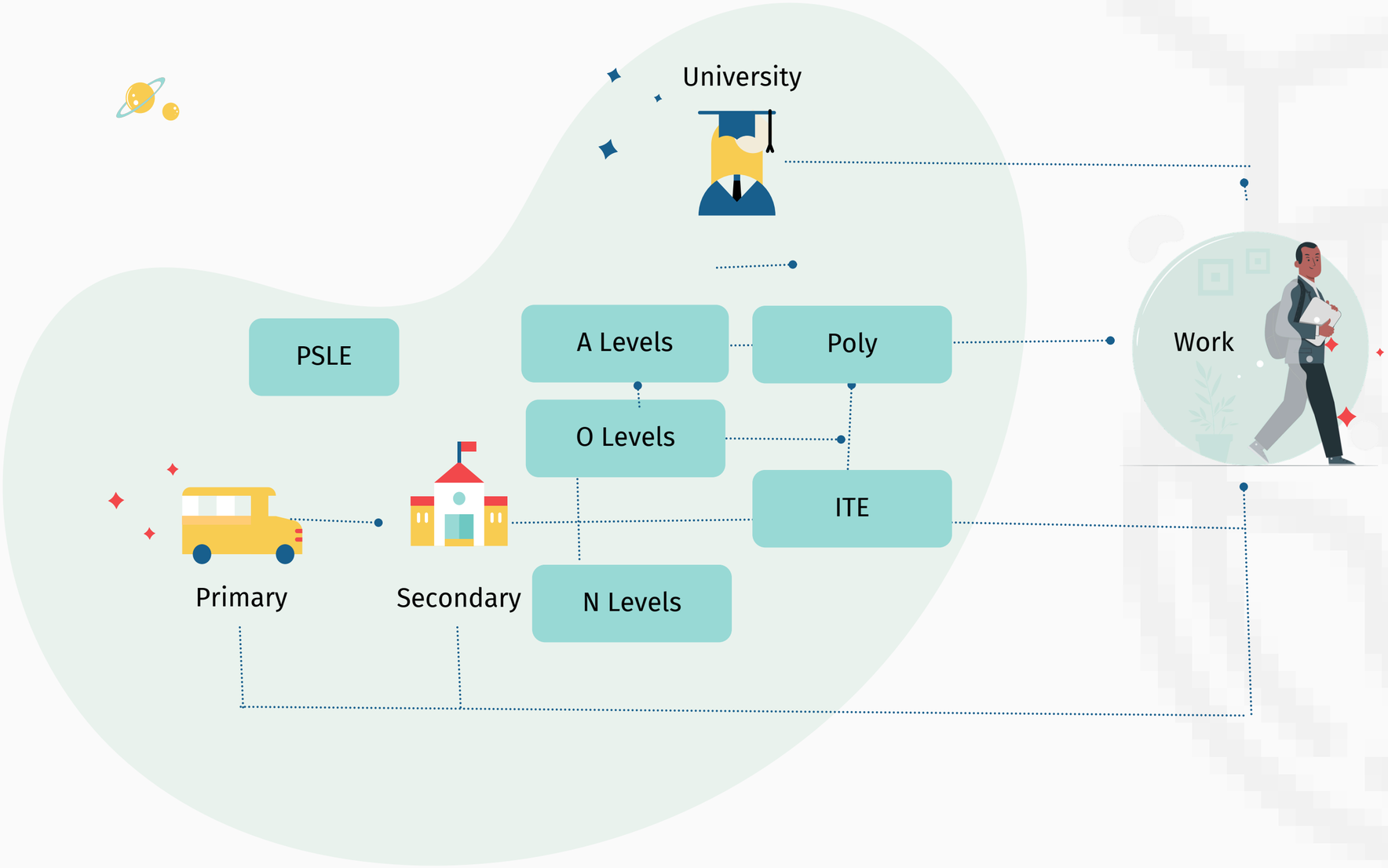

Overview of Post-Secondary Education Institutions



Junior Colleges / Centralised Institute

Pre-University institutions offering academic curriculum- 2-year A-Level, 3-year A-Level and 2-year IB programme.



Institute of Technical Education



Polytechnics

Applied Learning institutions offering practice-based curriculum with industry attachments.



Universities

NUS, NTU, SMU, SUTD, SIT and SUSS



Arts Institutions

Offers Practice-based curriculum. Diploma and Degree programmes in the arts, music, theatre etc.

For more on post-secondary education institutions, visit :
https://www.moe.gov.sg/post-secondary

Post-Sec Pathways for O-Level Students

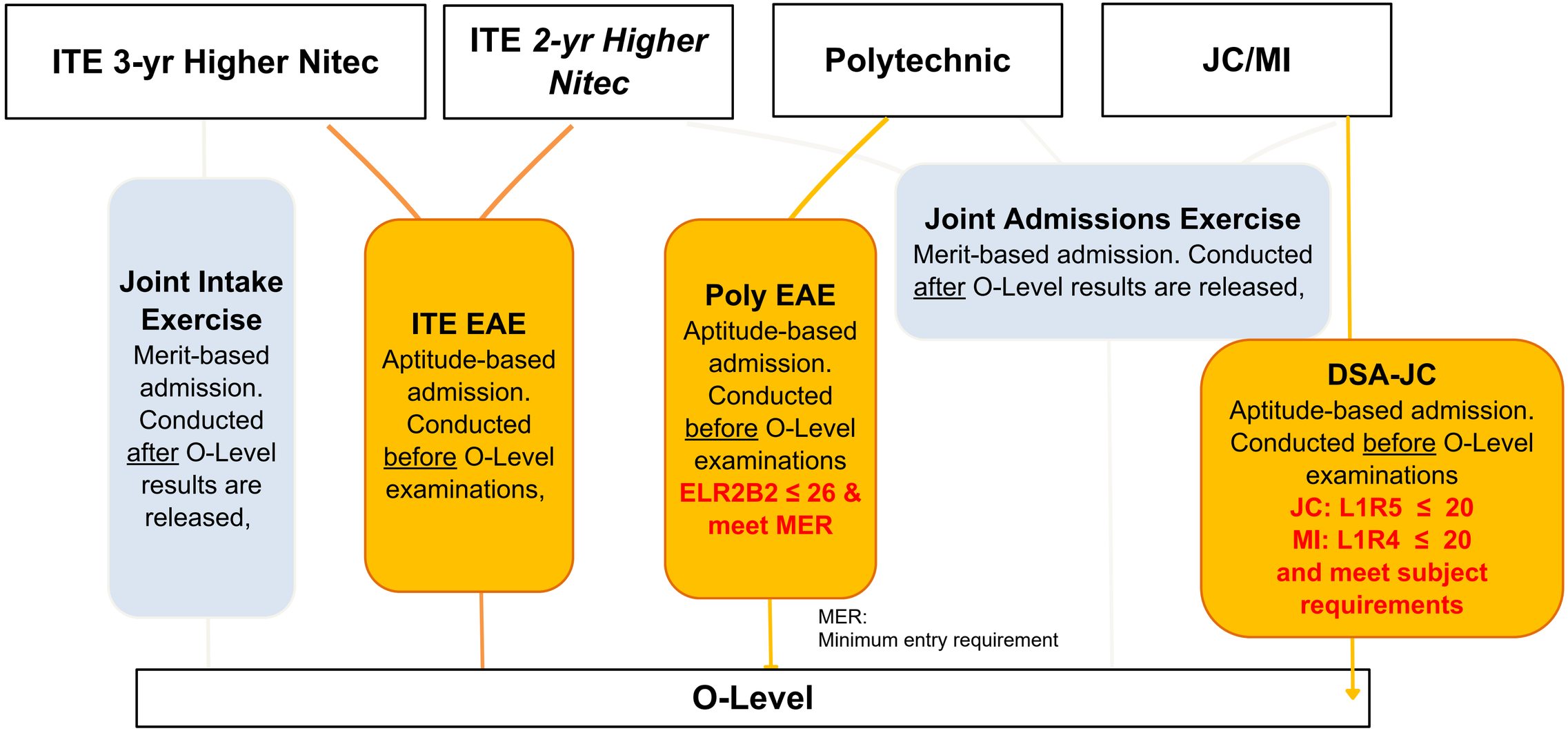

Students also have the option of pursuing post-secondary courses at *NAFA and *LaSalle

**admitted via O-level results, selection tests, portfolio reviews and interviews*

For O level Student

Junior Colleges / Millennia Institute: A Levels or IBDP

Education in a junior college (JC) prepares students for the GCE A-Level examinations or the International Baccalaureate (IB) diploma* at the end of the 2-year JC course. It develops the essential knowledge, skills and dispositions to articulate smoothly to the next stage of learning with Institutes of Higher Learning, and to thrive at work and in life.

Admission Criteria

	Aggregate Scores	Qualifying Threshold
Junior College	L1R5	≤ 20
Millenia Institute	L1R4	≤ 20

Source: A-Level curriculum and subject syllabuses | MOE

Meet the grade requirements for specific subjects:

Subject	Grade
English Language	A1-C6
Mathematics (Elementary/Additional)	A1-D7
Any one Mother Tongue Language	• MTL or MTL-in-lieu: A1 to D7 • Higher MTL: A1 to E8 • 'B' Syllabus: Merit or Pass

For O level Student

Polytechnic – 3 Year Diploma

		ELR2B2 – Net aggregate of 26 points and below for Express students			
Aggregate Type		ELR2B2 – A	ELR2B2 - B	ELR2B2 - C	ELR2B2 - D
EL		English			
R2	1st Group of Relevant Subjects *	Art Humanities subjects Music	Elementary Mathematics or Additional Mathematics		
	2nd Group of Relevant Subjects*	Elementary Mathematics Additional Mathematics Art Chinese Humanities subjects Music POA	Art Humanities subjects Music POA	Science subjects Design & Technology Nutrition Food Science	Art Science subjects Design & technology Nutrition Food Science
B2		Best 2 other subjects			
* Some common subjects; list non exhaustive					

For O level Student

Polytechnic – 3 Year Diploma

		ELR2B2 – Net aggregate of 26 points and below for Express students			
Aggregate Type		ELR2B2 – A	ELR2B2 - B	ELR2B2 - C	ELR2B2 - D
EL		English			
R2	1st Group of Relevant Subjects *	Art Humanities subjects Music	Elementary Mathematics or Additional Mathematics		
	2nd Group of Relevant Subjects*	Elementary Mathematics Additional Mathematics Art Chinese Humanities subjects Music POA	Art Humanities subjects Music POA	Science subjects Design & Technology Nutrition Food Science	Art Science subjects Design & technology Nutrition Food Science
B2		Best 2 other subjects			
* Some common subjects; list non exhaustive					

Post-Sec Pathways for N(A) Students

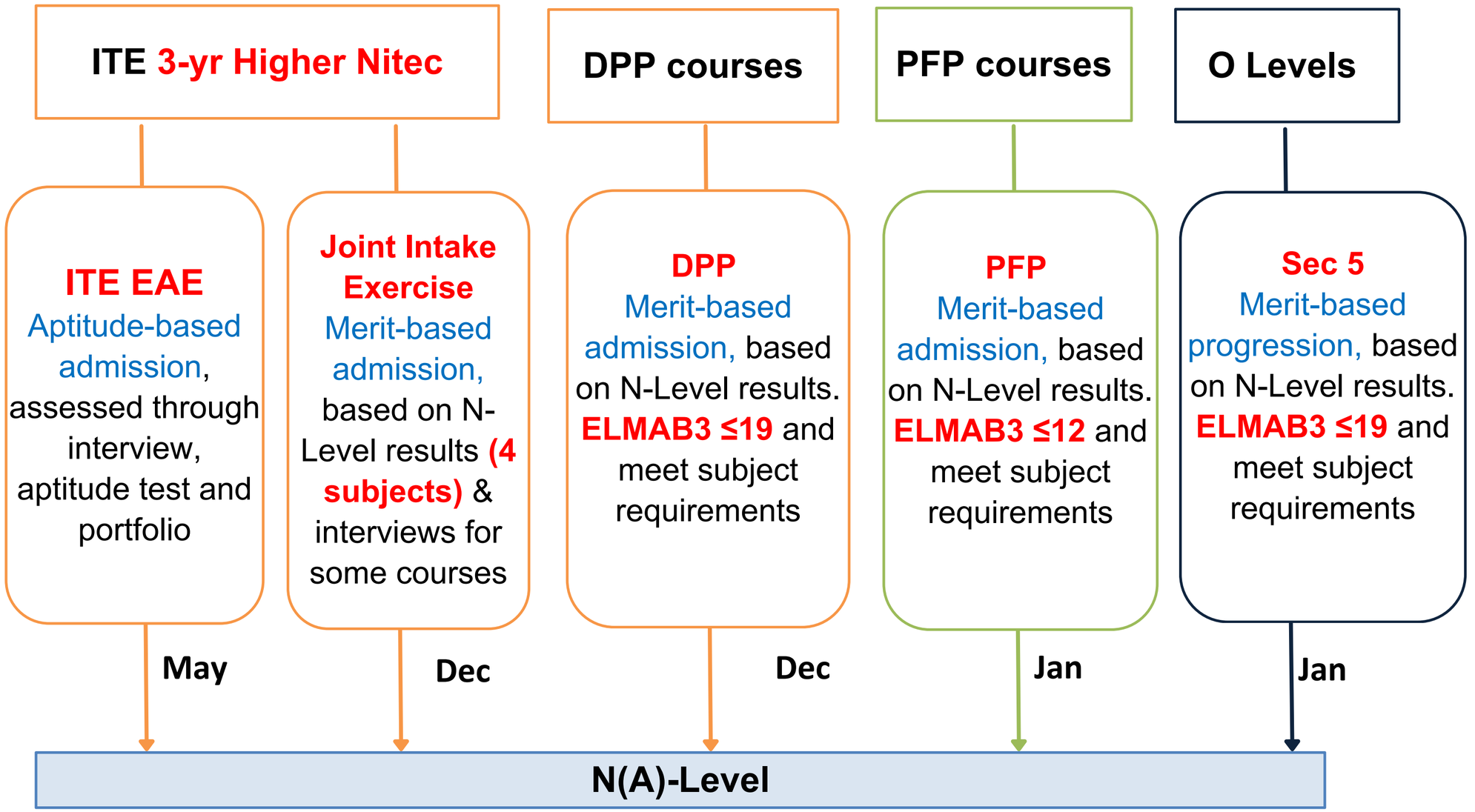

N(A) students also have the option of pursuing the NAFA Foundation Programme

ELMAB3 ≤ 15, subject to interviews, selection tests and portfolio reviews

For NA Student

Polytechnic Foundation Programme (PFP)

1. **Design, Engineering & Technology Cluster**
   - **Design Sub-cluster**
   - **Engineering & Technology Sub-cluster**
2. **Sciences Cluster**
3. **Diploma in Nursing**

	Grade
English Language Syllabus A	**≤ 3**
Math Syllabus A / Add. Math	**≤ 3**
One of the following relevant subjects: • Design & Technology • Food & Nutrition / Nutrition & Food Sci • Science (Chemistry, Biology) • Science (Physics, Biology) • Science (Physics, Chemistry)	**≤ 3**
Any two other subjects excluding CCA	**≤ 4**

1. **Humanities, Art, Media & Business Cluster**
2. **Diploma in Early Childhood Development & Education**
3. **Diploma in Tamil Studies with Early Education**

	Grade
English Language Syllabus A	**≤ 3**
Math Syllabus A / Add. Math	**≤ 3**
One of the following relevant subjects: • Art • Geography • History • Combined Humanities • Literature in English • POA	**≤ 3**
Any two other subjects excluding CCA	**≤ 4**

For NA Student

ITE – 2 Year Higher Nitec Courses (DPP)

The Institute of Technical Education (ITE) equips its students with work-ready skillsets to prepare them well for the workforce. ITE offers a wide range of full-time courses at the Higher National ITE Certificate (Higher Nitec) level. Students can look forward to an enriching and hands-on education in ITE.

- Direct-Entry-Scheme to Polytechnic Programme (DPP) allows Secondary 4 N(A) students to be admitted directly into a 2-year Higher Nitec programme at the Institute of Technical Education (ITE)

4NA → **10-week preparatory course** → **2-year Higher Nitec** → **3-year Polytechnic** (mapped course)

Admission Criteria

- ELMAB3 raw aggregate score of **19 points** or better
- Meet the grade requirements for specific subjects

	• **Applied Sciences** • **Engineering** • **Info-Communications Technology**	• **Business & Services** • **Hospitality**
English Language Syllabus A	**≤ 4**	**≤ 3**
Mathematics (Syllabus A or Additional)	**≤ 4**	**≤ 4**
Any 3 other best subjects, excluding CCA	**≤ 5**	**≤ 5**

For NA Student

ITE – 2 Year Higher Nitec Courses (DPP)

The Institute of Technical Education (ITE) equips its students with work-ready skillsets to prepare them well for the workforce. ITE offers a wide range of full-time courses at the Higher National ITE Certificate (Higher Nitec) level. Students can look forward to an enriching and hands-on education in ITE.

- Direct-Entry-Scheme to Polytechnic Programme (DPP) allows Secondary 4 N(A) students to be admitted directly into a 2-year Higher Nitec programme at the Institute of Technical Education (ITE)

4NA → **10-week preparatory course** → **2-year Higher Nitec** → **3-year Polytechnic** (mapped course)

Admission Criteria

- ELMAB3 raw aggregate score of **19 points** or better
- Meet the grade requirements for specific subjects

	• **Applied Sciences** • **Engineering** • **Info-Communications Technology**	• **Business & Services** • **Hospitality**
English Language Syllabus A	**≤ 4**	**≤ 3**
Mathematics (Syllabus A or Additional)	**≤ 4**	**≤ 4**
Any 3 other best subjects, excluding CCA	**≤ 5**	**≤ 5**

Post-Sec Pathways for N(T)-Level Students

All ITE Higher Nitec courses allow for progression to Poly/ITE Diplomas and beyond.

Polytechnic

ITE
3-yr Higher Nitec Courses

Based on interest and aptitude, subject to meeting minimum entry requirements

ITE Early Admission Exercise (EAE)
Conducted before N(T)-Level examinations. Students submit up to 3 course choices.
EAE takes place in May.

Joint Intake Exercise (JIE)
Conducted after N(T)-Level results are released.
Students submit up to 12 course choices.
JIE takes place in Dec.

Based on merit, using 'N' Level results (4 Subjects), to meet minimum entry requirements

N(T)-Level

Do you know that your child can secure a place in ITE, POLY or JC before exams?

*Note: Poly EAE and DSA JC are only eligible for O Level students

Overview of Timeline

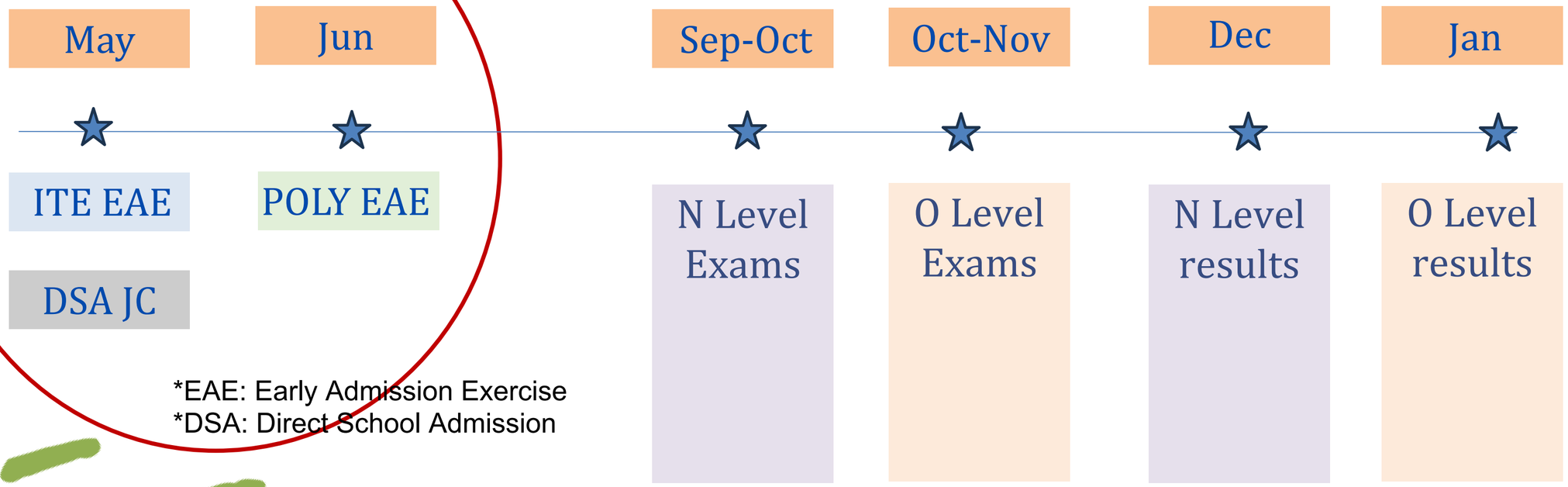

*EAE: Early Admission Exercise
*DSA: Direct School Admission

- If students are clear about their interest, they should consider applying through EAE or DSA.
- They will need to go through interview, write-ups and portfolio.
- They should start preparing early for these admission exercises.

Aptitude-based Admission Exercises to Polys, ITE and JCs



Based on interests, strengths and talent areas. Assessed through interviews and portfolio etc.

1 **EAE ITE**

2 **EAE Poly**

Early Admissions Exercise

An ap… …ows students to appl… …sion to the poly… …c aptitudes and interests, **prior to receiving their final grades**

Start ITE EAE - May
Start of Poly EAE - June

3 **DSA JC**

Direct School Admissions Exercise

Allows… …l on their talent in… …s. Student… …category and chose… …ne.

Start of DSA - May
Please refer to respective JC Website

https://www.moe.gov.sg/post-secondary/admissions

Overview of Sharing

Navigating through the educational journey

Post-Secondary Pathways



Supporting your child's ECG journey



There is no one ‘best’ path.
Only the path that best fits your child.



Which Education Pathway is Suitable for Your Child?



Strengths and Interests

Learning Style

Educational and Career Goals

Academic Grades and Entry Requirements

For more on post-secondary education institutions, visit :
https://www.moe.gov.sg/post-secondary

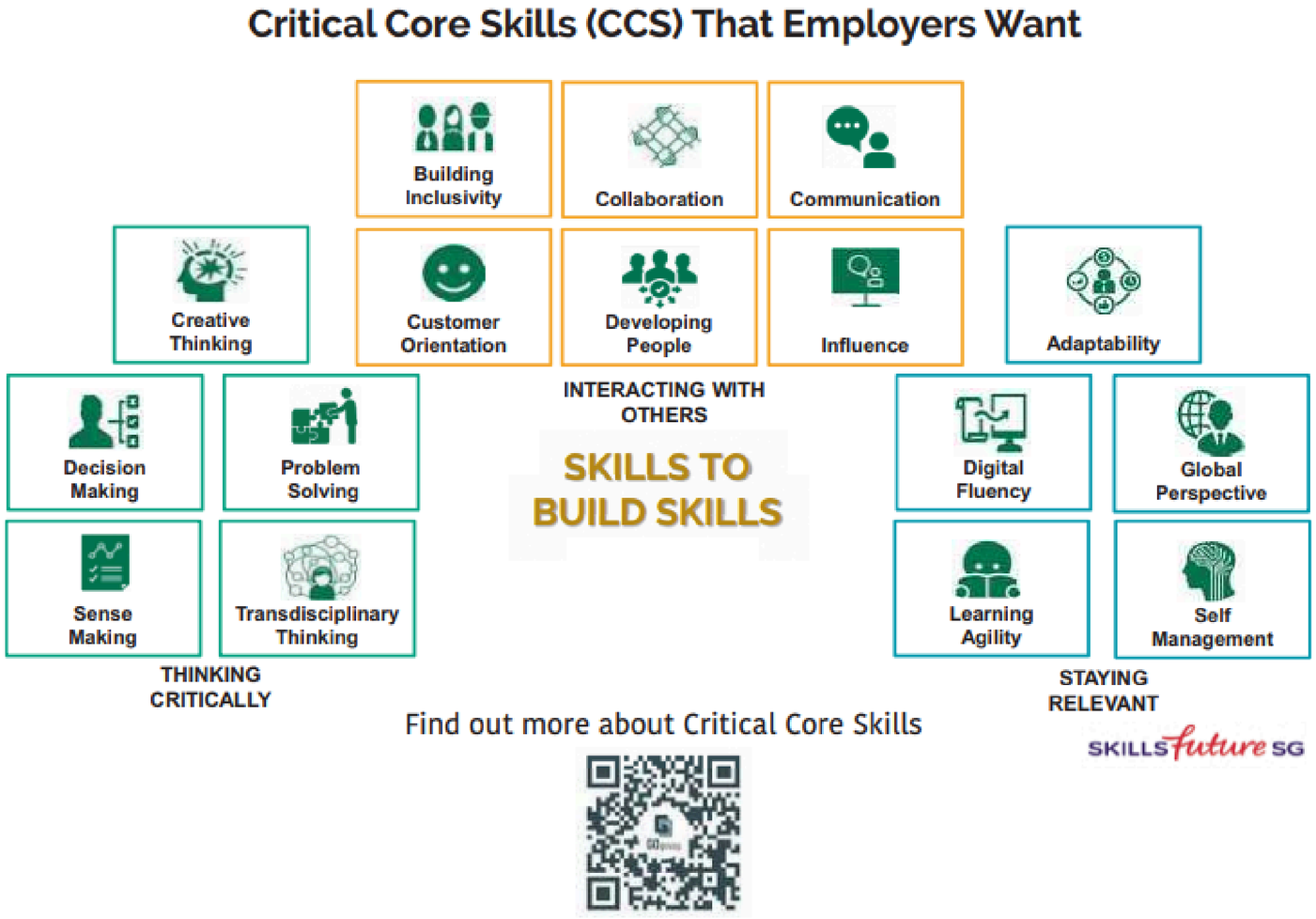

World of Work - Not just grades, but skills

Source: [SSG | Critical Core Skills (skillsfuture.gov.sg)]

Supportive Parent
3 Tips to support your children's ECG Journey

1 Discovering Purpose

Guide your children to make informed decisions and own them

Pay attention to the values, interests, personality, skills, and strengths your children display in various activities and interactions and affirm them to build their confidence. Discuss important considerations with your children when they are making education and career decisions. Empower them to take ownership of their goals and contribute meaningfully at home, in school and in the community.

2 Exploring Opportunities

Encourage your children to find out more about education pathways and the world of work

Encourage and support your children in exploring different education and career pathways aligned to their values, interests, personality, skills, and strengths.

Help your children see that they can broaden their education and career possibilities and encourage them to be confident of the future as they pursue their goals and aspirations.

3 Staying Relevant

Embrace lifelong learning and develop your children's future-ready skills

Learning does not occur only in school, but throughout life. Journey with your children through triumphs and challenges in their education and career journey. Celebrate their efforts and resilience, and encourage them to reframe setbacks as learning opportunities.

Help them practise adaptability when facing changes. Encourage them to keep their minds open to new options and think of alternative plans, instead of being fixated on one option.

Help your children see that they can grow and improve with effort and perseverance, and that they can build on opportunities to develop themselves. As the world of work is rapidly changing with technological disruptions and new jobs increasingly becoming the norm, your children will need to be lifelong learners as they move towards leading a purposeful life.

Source: go.gov.sg/ecg-parent-guide

Important Resource!

CourseFinder

Explore courses based on aggregate type, score, type of institute and area of interest.

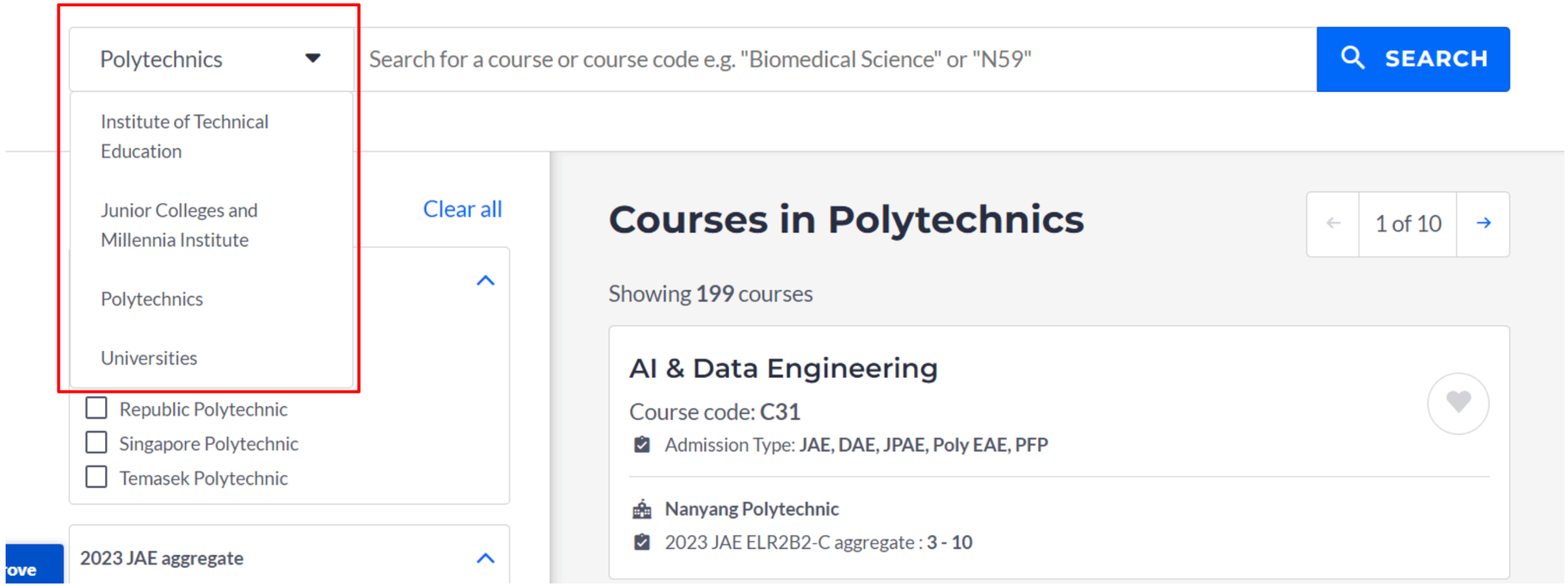

https://www.moe.gov.sg/coursefinder

GO.gov.sg

Find out:

- Aggregate scores
- Minimum entry requirement (MER)
- Modules /Subjects

Education and Career Guidance (ECG) Counsellor



MS. SUMARNI M.N.

EMAIL:

sumarni_mohd_nor@schools.gov.sg

Days at YCSS:

Tuesday & Wednesday

Venue:

Library, Level 3

Book a session:

https://go.gov.sg/meetecg

To book an appointment:
https://go.gov.sg/meetecg

https://go.gov.sg/meetecg

Thank You

Parents



Credits:

Presentation template and illustrations by Canva

Photographs by Pexels.com