

2026

**BOON LAY
SECONDARY
SCHOOL**



STUDENT HANDBOOK

CONTENTS

What's in my handbook

01 My School

National Anthem & Pledge	3
School Crest, Motto, Vision, Mission and Values	5
School Song	6
School Council Personnel	7

02 My Responsibility and Safety

School Rules	8
Examination Instructions	22
Information and Communication Technology (ICT) Policies	25
School Library Policies	28
Science Laboratory and Safety	30
Design & Technology Workshop and Safety	32
Food Lab and Safety	34
Innospace Room and Safety	36
Student Insurance Policy	37

03 My School Academic Experience


Assessment - It All Adds Up	44
Post-Secondary Education	45
Financial Assistance Scheme	48
School Awards and Recognition	49

04 My School Co-Curricular Experience

CCA Centricity	51
The Heart of My School-CCE	54
ECG Aspirations Programme	58
Learning for Life Programme	59
Applied Learning Programme	61
Student-Initiated Learning (SIL)	63
Learning Beyond Boundaries Programme	65

OUR NATION, OUR IDENTITY

The National Flag



The national flag is Singapore's most visible symbol of statehood, symbolising our sovereignty, pride and honour. It reflects the ideals, beliefs and values that we stand by as a nation amidst our rich and diverse make-up. It forms a crucial element of our national identity. As such, the national flag is to be treated with dignity and honour.

Its Origin

The national flag was unveiled on 3 December 1959, together with the state crest and the national anthem, at the installation of the new Head of State, the Yang di-Pertuan Negara. It was created by a Committee led by then Deputy Prime Minister, Dr Toh Chin Chye. It replaced the Union Jack, which had flown over Singapore for 140 years (1819-1959). Upon Singapore's independence in 1965, it was adopted as Singapore's national flag.

Its Meaning

The flag consists of two equal horizontal sections, red above white. In the upper left section are a white crescent moon, and five white stars forming a circle. Each feature of the flag has its own distinctive meaning and significance. Red symbolises universal brotherhood and equality of man. White signifies pervading and everlasting purity and virtue. The crescent moon represents a young nation on the ascendant. The five stars stand for the nation's ideals of democracy, peace, progress, justice and equality.

Students who are Singapore Citizens must sing the National Anthem and take the Pledge. Students will take the Pledge with the right fist placed over the heart.

The National Anthem

MAJULAH SINGAPURA

Mari kita rakyat Singapura
Sama-sama menuju bahagia
Cita-cita kita yang mulia
Berjaya Singapura

Marilah kita bersatu
Dengan semangat yang baru
Semua kita berseru
Majulah Singapura
Majulah Singapura

Marilah kita bersatu
Dengan semangat yang baru
Semua kita berseru
Majulah Singapura
Majulah Singapura

ONWARD SINGAPORE

(English translation)

Come, fellow Singaporeans
Let us progress
towards happiness together
May our noble aspiration bring
Singapore success

Come, let us unite
In a new spirit
Let our voices soar as one
Onward Singapore
Onward Singapore

Come, let us unite
In a new spirit
Let our voices soar as one
Onward Singapore
Onward Singapore

Our Pledge

We, the citizens of Singapore,
pledge ourselves as one united people,
regardless of race, language or religion,
to build a democratic society
based on justice and equality
so as to achieve happiness, prosperity,
and progress for our nation.

Ikrar Kita

Kami, warganegara Singapura, sebagai
rakyat yang bersatu padu, tidak kira apa
bangsa, bahasa, atau ugama, berikrar
untuk membina suatu masyarakat yang
demokratik, berdasarkan kepada
keadilan dan persamaan untuk
mencapai kebahagiaan, kemakmuran
dan kemajuan bagi Negara kami.

信约

我们是新加坡公民，誓愿不分
种族、言语、宗教，团结一致，建
设公正平等的民主社会，并为实
现国家之幸福、繁荣与进步，共
同努力。

உறுதிமொழி

“சிங்கப்பூர் குடியுரிமையாளர்கள் நாம் இனம்,
மொழி, மதம் ஆகிய வேற்றுமைகளை மறந்து,
ஒன்றுபட்டு நம் நாடு மகிழ்ச்சி, வளம், முன்னேற்றம்
ஆகியவற்றை அடையும் வண்ணம் சமத்துவத்தையும்
தீதியையும் அடிப்படையாகக் கொண்ட ஜனநாயக
சமுதாயத்தை உருவாக்குவதற்கு உறுதி
மேற்கொள்வோமாக.”

School Crest

文
礼
中
学



The school crest shows the profiles of 2 persons united as one moving on an upward path towards their aspirations.

It symbolically represents the teacher and student walking hand in hand as part of an extended family working together to instill a sense of passion for learning in our students and striving to help them realise their dreams.

The ladder-like design represents success in the pursuit of learning wisdom and the ideals of the school. It is a clarion call for endeavouring and aspiring to greater heights as well as a reminder to honour and treasure our heritage. BLS is the acronym for Boon Lay Secondary. The Chinese name of the school 文礼中学, accompanying the school crest, reflects the Chinese heritage of Boon Lay Secondary when it began in 1977 as a bilingual school offering both Chinese and English as mediums of instruction.

Vision

To bring out the greatness in every child

Mission

A CCA-centric school that is family-oriented, values-centred and aspiration- focused

Motto

To Love and to Forgive 爱与恕

Values

- 文 - Seek Wisdom
- 精 - Strive for Excellence
- 礼 - Respect Others
- 诚 - Honour our Word and Deeds

Our School Song

Boonlayians Arise!

The musical score is written in G major and 4/4 time. It consists of ten staves of music, each with a line of lyrics and guitar chords indicated above the staff. The lyrics are: "To - ge - ther we bond and we grow as a fa - mily of lear - ners and lea - ders To ge - ther we strive to ex - cel We_ know that we're made for_ great - ness A - rise Boon Lay - ians a - rise! To - wards our dreams we_ all as - pire_ A - rise Boon Lay - ians a - rise! As - cend with ho - nour in all en - dea - vour To - ge - ther we take on e - very chal - lenge On - ward and up - ward we charge with pur - pose We serve with wis - dom and res - pect We_ know that we're made for_ great - ness A - rise Boon Lay - ians a - rise! To - wards our dreams we_ all as - pire_ A - rise Boon Lay - ians a - rise! As - cend with ho - nour in all en - dea - vour A - rise Boon Lay - ians a - rise! A chieve for self, for com - mu - ni - ty and na - tion". The chords are: G, D/F#, Em, Bm, C, G/B, Em, Am, A7, G/D, D, G, D/F#, Am, G/B, G/D, D, C, G/B, Em, Am, G/B, G/D, D, G, D/F#, Em, Bm, C, G/B, Em, Am, A7, G/D, D, C, B7, E7, Am, G/B, C, Cm/D, C/D, Am/G, G.

G D/F# Em Bm
To - ge - ther we bond and we grow as a fa - mily of lear - ners and lea - ders To

5 C G/B Em Am A7 G/D D
ge - ther we strive to ex - cel We_ know that we're made for_ great - ness A -

9 G D/F# Am G/B G/D D
rise Boon Lay - ians a - rise! To - wards our dreams we_ all as - pire_ A -

13 C G/B Em Am G/B G/D D
rise Boon Lay - ians a - rise! As - cend with ho - nour in all en - dea - vour To -

17 G D/F# Em Bm
ge - ther we take on e - every chal - lenge On - ward and up - ward we charge with pur - pose We

21 C G/B Em Am A7 G/D D
serve with wis - dom and res - pect We_ know that we're made for_ great - ness A -

25 G D/F# Am G/B G/D D
rise Boon Lay - ians a - rise! To - wards our dreams we_ all as - pire_ A -

29 C G/B Em Am G/B G/D D
rise Boon Lay - ians a - rise! As - cend with ho - nour in all en - dea - vour A -

33 *rit.* C B7 E7 Am G/B C Cm/D C/D Am/G G
rise Boon Lay - ians a - rise! A chieve for self, for com - mu - ni - ty and na - tion

BLS Council

DESIGNATION	NAME
Principal	Mr Chan Zheng Ming
Vice-Principal (Academic)	Mr Vincent Koh Chon Kiat
Vice-Principal (Academic)	Mr Nah Hong Leong
Vice-Principal (Admin)	Mr Tan Hwee Siang
School Staff Developer	Ms Nazerah Mohamed Latif
HOD/Applied Learning	Mrs Hong-Chuah Mei Thien
HOD/Character and Citizenship Education (CCE)	Mr Hoon Yeng Wei
HOD/English Language & Literature	Ms Ang Hui Bing
HOD/Humanities and the Arts	Mr Yu Pei-Yi
HOD/Learning Technologies	Mr Kwek Joon Hong
HOD/Mathematics	Mr Kelvin Zong Zixin
HOD/Partnership & Engagement	Ms Bhavaniswari D/O Batumalia
HOD/Physical Education & Co-Curricular Activity (CCA)	Mr Syed Faizal
HOD/Science	Mr Ooi Chong Min
Year Head	Ms Serlin Tan
Year Head	Ms Alvina Wong
Assistant Year Head	Mr Dineshkumar M Subramaniam
Assistant Year Head	Ms Zoe Chan
Subject Head/CCA and Student Leadership	Ms Josephine Tan
Subject Head/CCE	Ms Gayathiri D/O Nandakuma
Subject Head/Craft and Technology	Ms Lee Xiu Wen
Subject Head/English Language	Ms Tan Ying Hwee
Subject Head/Malay Language	Ms Siti Nurhani Kamsani
Subject Head/Mathematics	Mdm Nur Aida Md Khalid
Subject Head/Mother Tongue Languages	Mdm Norimalizah Ramli

MY SCHOOL RULES

Abide them I shall

I must be familiar with the school routines and procedures as defined in the code of conduct and school rules. The school expects me to maintain high standards in personal conduct, academic work, student development involvement, CCA and attendance at school events. In general, I should not perform any action that will bring dishonour to the school or self.

DECORUM

- 1) I am expected to be well-behaved, polite and courteous whether in or out of school premises and be properly dressed in the correct school or CCA attire, for all school- related activities.
- 2) I shall establish cordial relationships and good rapport with the teachers and classmates so as to help create a positive learning environment.
- 3) I must greet all members of the BLS community and visitors respectfully.
- 4) I must behave well in public places in speech, conduct and action so that I do not bring disrepute to myself, my family or the school.

ATTENDANCE

- 1) I must maintain regular attendance for every activity (e.g. classes, remediation, CCA) as well as school events.
 - If I am absent from school, I must justify my absence with a valid Medical Certificate that covers the period of absence or a letter of explanation from a parent/guardian for each day of my absence. Only a maximum of 5 such letters is allowed per semester.
 - My parents/guardians should contact the school should I be absent from school and events.
 - I must apply in advance to the Principal for permission if I must be absent from school during the school term, especially if I am travelling overseas.
 - I understand that stern actions will be taken against me if I am found to be dishonest in covering up my absence. Acts of dishonesty include forging of letters of excuse or forging of Medical Certificates.

- 2) I must attain at least 75% attendance for my CCA. My conduct grade and CCA points will be affected if I am unable to fulfil this requirement.
- 3) I must seek permission from my teachers if I need to leave school early for valid reasons.
 - I will go to the General Office to get the Early Departure slip signed by my CCA mentor/subject teacher and obtain approval from the School Leaders.
 - I will then show the early departure slip to the security officers at the gate before leaving the school grounds.
- 4) I must report punctually for all instructional activities (e.g. classes, remediation, CCA, SD modules) and school-based events.
- 5) The use of the sick bay is only for students who are unwell and need a short period of rest.
 - If I am unwell and need rest, teachers must be informed and I must be accompanied to the sick bay by a classmate.
 - I must fill up my particulars in a log book at the office. Parents/guardians will be informed by the office staff at the counter. I may be allowed to go home should I remain unwell.
 - I am allowed to rest at the sick bay for 1 period. As soon as I am well enough, I will go back to class.

Instance of Absences (Non-Valid Reasons)	Actions to be taken
1 st and 2 nd	<ul style="list-style-type: none"> • Parent/guardian will be contacted. • Conference between Student - CCAM
3 rd and 4 th	<ul style="list-style-type: none"> • Conference between CCAM - Parent • Conference between Student - CCA OIC
5 th to 9 th	<ul style="list-style-type: none"> • Conduct will be reflected as Fair for the semester. • Joint-conference between Student - CCAM - CCA OIC -Student Management Team • Absences will be officially regarded as truancy on the 6th time.
10 th	<ul style="list-style-type: none"> • Conduct will be reflected as Poor for the semester. • Joint-conference between Student - CCAM - CCA OIC -Year Head • House visits

11 th onwards	<ul style="list-style-type: none"> • Joint-conference between Student – Year Head – Parent and School Leader • House visits • Referral to external agencies (FSC, ESU, MSF etc)
--------------------------	--

MORNING ASSEMBLY

- 1) I must arrive in school and report to the morning assembly venue by 7.50 a.m. for the flag-raising ceremony.
- 2) The flag-raising ceremony will commence punctually at 8.00 a.m. If I am not present at the assembly venue by this time, I will be considered late.
- 3) If I am a Singapore Citizen, I must sing the National Anthem and take the Pledge proudly, loudly and honourably. I will take the Pledge with the right fist placed over my heart.
- 4) If I am a non-Singapore citizen, I must stand with my hands by my side and remain silent during the singing of the National Anthem and Pledge taking.

Instance of Latecoming	Actions to be taken
1 st to 3 rd	<ul style="list-style-type: none"> • Reminders to students
3 rd	<ul style="list-style-type: none"> • Parent/guardian will be notified via Parents Gateway
4 th to 9 th	<ul style="list-style-type: none"> • Joint-conference between Student – CCAM – CCA OIC – Student Management Team • Student to serve 1 hour of school service/detention per incidence
9 th	<ul style="list-style-type: none"> • Parent/guardian will be notified via Parents Gateway.
10 th onwards	<ul style="list-style-type: none"> • Conduct will be reflected as Fair for the semester • Joint-conference between Student – CCAM – CCA OIC – Year Head – School Leader (if required) • Student to serve 2 hours of school service/detention • Parent/guardian will be notified via Parents Gateway.

ATTIRE & GROOMING

I must wear the prescribed school uniform, and modification to the uniform is not allowed. I understand that the school reserves the right to refuse entry to the school if I am improperly attired.

1) I must wear the school uniform in the correct manner.

- All students should wear their full uniform with the polo t-shirt tucked in.
- All half uniforms (PE T-shirt or House T-shirt) must be tucked in at all times.
- PE shorts are not allowed for morning and/or afternoon assembly.
- Only BLS Jacket is allowed.

2) Modifications to the school uniform are not allowed.

- Minor alterations to make the uniform more fitting and of the right length are permitted.
- Skirts of female students must be at knee level (when standing). Skirts should not be folded at the waistbands.
- Pants of male students should not be tapered and the length should be at ankle level when standing.

3) I shall use the appropriate BLS attire according to the purpose of the activity (e.g. PE attire for sports and games).

- Only BLS PE T-shirt or House T-shirt and BLS shorts are allowed.
- Students are not allowed to wear tights, sleeves or any other apparels and accessories not approved by the school.
- PE shorts should be changed out right after the activity.

4) I must adhere to the following footwear requirements.

- I must wear clean and predominantly white shoes with white socks covering the ankles (i.e. no coloured logos/linings/design).
- In case of foot injuries, I will be allowed to wear dark-coloured or black sandals to school. Slippers will not be allowed. I must have a copy of my medical report at all times for verification purposes.

5) Hairstyles and hair accessories

Hair should be in its natural colour. I am not allowed to have tinted, highlighted, bleached or dyed hair or any outlandish hairstyle.

- The use of dye hairspray as a corrective action is not accepted.
- I may be suspended from class, and my parents will be informed immediately to take corrective action.

6) Appearance for male students

- I must be neat in appearance and clean shaven. No facial hair, beard and moustache is allowed.
- My hair is to be kept short and neatly combed. The hair must not touch the eyebrows, ears and collar when pulled down. No side-shaves or undercut hairstyles are allowed.

7) Appearance for female students

- Short hair – My hair length should be above the first collar line of the school uniform.
- Long hair – My hair should be braided or tied neatly in a ponytail or a bun using a black or navy-blue rubber band. No hair claw is allowed.
- My hair must be kept away from the face at all times by tying or clipping it. My fringe must be trimmed above the eyebrows.
- Hair accessories (e.g. ribbons, elastic bands, hair clips, hair bands), if used, must be in black or navy-blue.

8) Body accessories/fashion

- My fingernails must be kept short and clean. I must not have varnished or coloured fingernails.
- Any form of makeup (e.g. powder, lip stick, lip balm etc) is not permitted.
- Only female students are allowed to wear small and circular studs - one ear stud per ear. No ear stick is allowed.
- Tattoos, temporary or permanent, are not allowed. I may be suspended from school should I have any tattoos exposed within school premises or while in uniform.

I must be in school uniform for identification purposes if I come to school after school hours / during school holidays / on weekends so as to ensure better security for other students. This is unless otherwise stated by the teacher-in-charge of the activity.

ELECTRONIC/RECORDING & COMMUNICATION DEVICES

For the purpose of this rule, the school interprets the term devices as ‘any electronic, communication, entertainment or gaming devices capable of capturing, storing, displaying and/or transmitting visual, audio or verbal information’. Examples of devices include, but are not limited to mobile phones, cameras, tablets, smart wrist watches/glasses, and pens with recording capabilities.

- 1) I must switch off all devices before entering the school premises or any other venues for school related-activities, and they shall remain switched off and out of sight until I have left the school premises/venues of activities.
- 2) All devices shall be kept away safely in my assigned locker.
- 3) The use of devices to assist learning in classrooms/school activities can be permitted only with the permission of the teacher.
- 4) Turning on the devices without the explicit permission of the teacher or any inappropriate use of devices constitutes a breach of the school rules. Any member of staff may confiscate devices that are being used in breach of the school rules.
- 5) By bringing electronic devices to school, I agree to allow security personnel/teachers/student leaders to conduct random checks to ensure that my devices are switched off while within the school premises.
- 6) Posting online content that brings ill repute and/or cause hurt to the school or to any staff or students is a serious offence and will be dealt with accordingly.
- 7) If I am found to be in breach of the school’s phone rules, my phone will be taken away by the teacher. It will be returned at the end of the same school day. For the following five consecutive school days, I will be required to deposit my phone at the General Office at the start of the school day and collect it at the end of the school day. If I fail to comply, additional consequences will be meted out.

Instances of confiscation	Actions to be taken
1 st	<ul style="list-style-type: none"> • Verbal warning to student
2 nd	<ul style="list-style-type: none"> • Conference between Student - CCAM
3 rd	<ul style="list-style-type: none"> • Joint-conference between Student - CCAM - CCA OIC - SMT
4 th time onwards	<ul style="list-style-type: none"> • Conduct rating will be affected. • Joint-conference between Student - CCAM - CCA OIC - Year Head

BASIC CLASS RULES

I should be prepared for lessons at all times.

- 1) I must remove my bag and unrelated subject materials from the desk.
- 2) I will stand at attention when the teacher enters the classroom and greet the teacher politely.
- 3) I must sit up straight and listen attentively during the lesson. No sleeping or lying down is allowed during lesson time.
- 4) I ought to work conscientiously to meet the deadlines and schedules set for assignments and homework.
- 5) Once the lesson ends, I must stand and thank the teacher. I am to stay in the classroom and not leave it without permission from the teacher. While waiting for the next teacher, I should prepare the materials for the lesson.
- 6) Movement to and from the classroom should be brisk and orderly as a group/class. I should also move quietly so as not to distract other students from their lessons.
- 7) No food or drink, except plain water, is to be consumed outside the canteen.

USE OF SCHOOL PROPERTY AND FACILITIES

- 1) I must seek permission of the relevant persons-in-charge for permission to use any school facilities and equipment for school-related activities.
- 2) I am not allowed to bring outsiders to the school premises to use BLS facilities without seeking permission first.
- 3) I am to handle school equipment properly with care and it must be returned in good working condition. Any damages should be reported accordingly.
- 4) I should help to save electricity by switching off all lights, fans, air-conditioning and school equipment immediately after use.

SAFETY

- 1) I must use pedestrian crossings/ traffic lights outside of school.
- 2) If I am cycling to school, I must dismount and push my bicycle before entering the school premises. My bicycle should be properly locked at the bicycle rack.
- 3) Should any stranger be found in the canteen or other parts of the school, I am to report this to the General Office.
- 4) For security reasons, I am to show my student pass to the security officer at the main gate upon request.
- 5) I am to bring my valuables (e.g. wallet) along with me at all times or keep them safely in my assigned locker. I should not leave any valuables unattended.
- 6) I am not allowed to have in my possession any weapon. I am not allowed to bring any weapon-like item which can be used or is intended to be used to cause harm to others.

SERIOUS OFFENCES

The following are considered very serious offences and could lead to me being severe consequences such as a warning letter, detention, school service, deprivation of privileges, caning, suspension and even expulsion from school.

An offence is considered serious when a student:

- causes serious harm and/or disruption to self, whether physical, psychological or social; and/or
- causes serious harm and/or disruption to others, whether physical, psychological or social; and/or
- causes serious damage to property or resources; and/or
- shows defiance against authorities

For a serious offence which also involves a breach of the law (e.g., Substance Abuse, Vaping, Theft, Possession of weapons, Scams and Frauds), the school will **report the offence to the relevant law enforcement agency** promptly. For such cases, the school would **mete out school-based consequences, in addition to the consequences meted out by the authorities.**

List of Very Serious Offences

Hurtful Behaviours (resulting in grievous hurt)	Sexual Misconduct
<ul style="list-style-type: none">• Severe bullying• Gangsterism• Fighting• Assault	<ul style="list-style-type: none">• Pornography• Sexual Harassment• Sexual Exploitation• Sexual Abuse/Assault• Other Forms of Sexual Misconduct
Substance Abuse	
<ul style="list-style-type: none">• Vaping (with etomidate)• Drug Abuse	

List of Serious Offences

Attendance	Defiant Behaviours	Hurtful Behaviours
<ul style="list-style-type: none"> Leaving school grounds without permission Truancy (3rd offence onwards) 	<ul style="list-style-type: none"> Open defiance 	<ul style="list-style-type: none"> Bullying
Damage/Infringement to Property and Resources	Dishonest Behaviours	
<ul style="list-style-type: none"> Cybersecurity violations Trespassing and unauthorised access Vandalism Arson 	<ul style="list-style-type: none"> Cheating in assessments Forgery 	<ul style="list-style-type: none"> Scams and frauds Theft Other offences that breach the law
Substance Abuse	Others	
<ul style="list-style-type: none"> Alcohol Inhalant Smoking Vaping 	<ul style="list-style-type: none"> Disruptive behaviour Gambling 	<ul style="list-style-type: none"> Possession of weapons Other serious offences

Bullying	A repeated pattern of behaviour where a student or group intentionally targets others to cause distress . It can be cyber, physical, social/relational or verbal in nature.		
Cyber	Using technology to repeatedly harass, threaten or humiliate others	<ul style="list-style-type: none"> Online targeting Creating hate groups Sharing of embarrassing content 	<ul style="list-style-type: none"> Coordinated online attacks Digital harassment
Physical	Acts of causing physical harm, intimidation or property damage	<ul style="list-style-type: none"> Pushing/shoving Tripping of targeted individuals 	<ul style="list-style-type: none"> Damaging victim's belongings Organised group

			physical intimidation
Social	Acts of intentional exclusion or causing reputation damage	<ul style="list-style-type: none"> • Engineering social exclusion • Rumour campaigns 	<ul style="list-style-type: none"> • Relationship manipulation • Public humiliation
Verbal	Acts of name-calling, threats or spreading of rumours	<ul style="list-style-type: none"> • Name-calling • Mocking of personal traits • Threats/intimidation 	<ul style="list-style-type: none"> • Degrading comments • Persistent insensitive remarks

List of Minor Offences

Attendance	Damage to property or resources
<ul style="list-style-type: none"> • Latecoming • Skipping classes (including morning assembly) 	<ul style="list-style-type: none"> • Negligent Damage of Property
Inappropriate Behaviours	Others
<ul style="list-style-type: none"> • Insensitive acts/remarks • Playful/uncooperative behaviours • Online misconduct • Using vulgar/abusive language or gestures 	<ul style="list-style-type: none"> • Improper attire & grooming • Littering • Not doing assignments • Other minor offences

DESCRIPTION OF CONSEQUENCES

- 1) The table shows the **baseline (i.e. minimum) disciplinary measures.** **School-based consequences will be meted out** based on the severity of the offence.
- 2) The school-based disciplinary measures will be meted out **in addition to** penalties imposed by the Courts or Law Enforcement Agencies.
- 3) Suspension can be in-school or out-of-school suspension, based on school's assessment of the case.
- 4) Caning is only applicable for boys.

School-based consequences for Serious and Very Serious Offences

	<u>Serious Offences</u>	<u>Very Serious Offences (i.e., egregious)</u>
First-time offenders	<ul style="list-style-type: none"> • 1 to 3 days of detention <u>and/or</u> suspension; <u>and/or</u> • 1 stroke of the cane (for boys only) • <u>AND</u> conduct grade adjustment (no better than 'Fair') 	<ul style="list-style-type: none"> • 3 to 5 days of detention <u>and/or</u> suspension; <u>and/or</u> • Up to 2 strokes of the cane (for boys only) • <u>AND</u> conduct grade adjustment (no better than 'Fair')
Second-time offenders	<ul style="list-style-type: none"> • 3 to 5 days of detention <u>and/or</u> suspension; <u>and/or</u> • Up to 2 strokes of the cane (for boys only) • <u>AND</u> conduct grade adjustment (no better than 'Poor') 	<ul style="list-style-type: none"> • 5 to 14 days of detention <u>and/or</u> suspension; <u>and/or</u> • Up to 3 strokes of the cane (for upper primary and older boys only) • <u>AND</u> conduct grade adjustment ('Poor')
Subsequent offenders	<ul style="list-style-type: none"> • 5 to 14 days of detention <u>and/or</u> suspension; <u>and/or</u> • Up to 3 strokes of the cane (for upper primary and older boys only) • <u>AND</u> conduct grade adjustment ('Poor') 	

* In addition, students may be ineligible for scholarships/awards, leadership appointments, overseas trips, school team representation.

School-based consequences for Vaping Offences

	<u>Vaping</u>	<u>Vaping with Etomidate</u>
First-time offenders	<ul style="list-style-type: none"> • 1 to 3 days of detention and/or suspension; and/or • 1 stroke of the cane (for boys only) • AND conduct grade adjustment (no better than 'Fair') 	<ul style="list-style-type: none"> • 3 to 5 days of detention and/or suspension; and/or • Up to 2 strokes of the cane (for boys only) • AND conduct grade adjustment (no better than 'Fair')
Second-time offenders	<ul style="list-style-type: none"> • 3 to 5 days of detention and/or suspension; and/or • Up to 2 strokes of the cane (for boys only) • AND conduct grade adjustment (no better than 'Poor') 	<ul style="list-style-type: none"> • 5 to 14 days of detention and/or suspension; and/or • Up to 3 strokes of the cane (for upper primary and older boys only) • AND conduct grade adjustment ('Poor')
Subsequent offenders	<ul style="list-style-type: none"> • 5 to 14 days of detention and/or suspension; and/or • Up to 3 strokes of the cane (for upper primary and older boys only) • AND conduct grade adjustment ('Poor') 	

* In addition, students may be ineligible for scholarships/awards, leadership appointments, overseas trips, school team representation.

School-based consequences for Minor Offences

	<u>Minor Offences</u>
First-time offenders	<ul style="list-style-type: none"> • Warning will be given. • After school service of 2 hours to 4 hours

Second-time offenders	<ul style="list-style-type: none"> • Formal Warning Letters; and/or • After school service of 4 hours to 6 hours • Ineligibility for Scholarships/Awards, Leadership Appointments, Overseas Trips, School Team Representation; and/or • Conduct Grade adjustment (no better than 'Fair')
Subsequent offenders	<ul style="list-style-type: none"> • Formal Warning Letters; and/or • After school service of 6 hours • Ineligibility for Scholarships/Awards, Leadership Appointments, Overseas Trips, School Team Representation; and/or • Conduct Grade adjustment (no better than 'Poor')

USE OF COMPUTER NETWORK

Offences	Consequences
<ul style="list-style-type: none"> • Sending or displaying offensive messages or pictures • Using obscene language • Using another person's password • Employing the network for commercial purpose 	<ul style="list-style-type: none"> • Parents would be informed • Compulsory counselling for pupil • Suspension of privilege to use the computer
<ul style="list-style-type: none"> • Violating copyright laws • Harassing, insulting or attacking others 	<ul style="list-style-type: none"> • Parents would be informed • Compulsory counselling for pupil
<ul style="list-style-type: none"> • Damaging computers, computer systems, computer networks or computer accessories 	<ul style="list-style-type: none"> • Parents would be informed • Police informed (to be decided by P/VP) • Cost of repair to be recovered from pupil's parents/guardian • Suspension of privilege to use the computer
<ul style="list-style-type: none"> • Trespassing into another person's folders, work or files 	<ul style="list-style-type: none"> • Parents would be informed • Zero mark for assignment / project
<ul style="list-style-type: none"> • Intentionally wasting limited resources 	<ul style="list-style-type: none"> • Parents would be informed • Cost to be incurred by pupil

EXAMINATION INSTRUCTIONS

General Rules for Examinations/ Weighted Assessments

BEFORE the paper

- 1) If I am too ill to sit for any paper, I would need to go to a doctor and get a proper medical certificate, specifying the type of illness I am down with. I have to also inform my CCA Mentor that I am unable to sit for the paper.
- 2) I am not allowed to possess any unauthorised materials, communicative devices or computerised aids capable of storing and displaying visual and verbal information such as handphones, personal digital assistant (PDA), pocket P.C., computerised wrist watches, MP3 players, iPods, iPads and iPhones. I am aware that if any of these are found in my possession, it will be deemed as having the intention to cheat.
- 3) I shall attend to all my toilet needs before the start of the paper. I must be at the examination room at least 15 minutes and be seated 5 minutes before the start of each paper.
- 4) Once the invigilator arrives, I must leave all bags, textbooks, notebooks and other relevant notes at the back of the hall or in front of the classroom. I must check my pockets and pencil cases to ensure that there are no notes or unauthorised materials in them.
- 5) I must check that I have all the necessary stationery on the table.
- 6) I must check that I use only an approved calculator and leave its cover in my bag.
- 7) I must check that I use only an approved Mother Tongue dictionary (non-bilingual) for Mother Tongue papers that allow this option only.
- 8) I must check that there is absolutely nothing underneath my table.
- 9) I must report to the invigilator immediately if there is anything amiss such as words or formulae found on my table or on the walls near where I am seated.
- 10) If I am late, I shall report immediately to the general office. After my attendance is taken, I must report to the exam venue immediately.

- 11) If I am more than 30 minutes late, I will not be allowed to sit for the paper without the consent of the Principal.

DURING the paper

- 1) I shall read the instructions on the cover page carefully before attempting the paper.
- 2) I will write down clearly the question number I am attempting. I will write my answers neatly and clearly.
- 3) If I need assistance, I will raise my hand and wait for the invigilator to attend to me. I must not turn around to look for the invigilator.
- 4) I shall not communicate with other candidates in any manner - verbally or otherwise.
- 5) I must not open the question paper and answer booklets or start reading and writing unless you
- 6) are told to do so by the examination personnel. I must not lift up my answer scripts or question papers. It will be deemed as an intention to cheat. All cheating cases will be dealt with severely. I will be given zero marks for the paper and a Poor conduct grade if I have been found to have cheated or to have helped others to cheat.
- 7) I am not allowed to leave the examination room before the end of the paper unless permission is granted. In cases of emergency, I shall alert the invigilator by raising my hand.

AT THE END of the paper

- 1) As soon as the announcement to stop writing is given, I must stop writing immediately and put down my pen/pencils. I shall check through my answer sheets and tie them securely together in the correct order. I shall check that all answer scripts are submitted.
- 2) I will remain seated and follow the instructions given by the invigilator.
- 3) I will return all unused papers. I shall dispose of all used papers that are not submitted in the waste-paper basket on leaving the examination venue.

- 4) I will only be allowed to leave my seat and the examination venue after all the answer scripts have been collected and counted by the invigilator. I will wait quietly and patiently for the instructions to leave the examination venue.
- 5) I will leave the examination venue quickly and quietly as other classes may still be having their examination. I must not loiter around the classrooms or along corridors.

ABSENCE FROM TESTS AND EXAMINATIONS

A student who is absent for a paper due to illness must produce a medical certificate to cover his/her absence. Students without a medical certificate will be given zero mark for the paper that they missed.

INFORMATION COMMUNICATION TECHNOLOGY POLICIES

User Policies & Guidelines

Computing devices and access to the Internet have become a necessity for work, play and learning in the 21st century. As you navigate the digital space, you should do so in a safe and responsible manner.

To facilitate students' learning, the school has the following Information Communication Technology (ICT) infrastructure and support in place:

ICT Infrastructure

- 2 computer laboratories
- All classrooms are equipped with LCD projectors.
- The school library has learning devices for students to use.

The wireless network is available for use by any student for the sole purpose of education.

Technical Support

ICT manager: Ms Fazalisma

Desktop Engineer: Mr Simon Koh

- For matters pertaining to SSOE computers and iPads, please approach Mr Simon Koh/ Ms Fazalisma.
- For matters pertaining to Student Learning Space, please approach Ms Fazalisma. For matters pertaining to non-SSOE hardware such as LCD projectors, please approach Ms Fazalisma.

Students are reminded to observe the guidelines stated in this Acceptable Use Policy (AUP) on the use of personal learning devices (PLDs) and the school's ICT resources. ICT resources include the following, but are not limited to, MOE/school-deployed ICT system accounts, the device management application (DMA) and school's internet network.

Acceptable Use Policy

General

- 1) I am responsible for my PLD. In the event of loss or theft of the device, I must make a police report and report the matter to the school.
- 2) In order to have a seamless learning experience, I must ensure that my PLD is fully charged before bringing it to school.

- 3) All PLDs are installed with a device management application (DMA) to support a safe and conducive learning environment. I shall not attempt to uninstall the DMA or de-enroll the PLD from the DMA. Non-compliance may lead to disciplinary action in accordance with the school's discipline policy.
- 4) I shall not attempt to access data, systems and information that I am not authorised to.
- 5) I must remember that the use of PLDs and school's ICT resources should solely be for the purpose of learning.

User Account

- 1) I should interact with others in a respectful and responsible way. I should not post online remarks that are
 - racially and/or religiously insensitive,
 - vulgar and/or offensive, or
 - hurtful to others.
- 2) I should not use any devices to
 - store, modify, create or share content (e.g. documents, presentations, pictures and videos) that is inappropriate (e.g. indecent, pornographic, defamatory, hurtful to self or others).
 - make threats, cause harassment or embarrassment, impersonate or intimidate others.
- 3) I shall not use MOE/school-deployed ICT system accounts for any commercial activities (e.g., buying and selling of goods and services).

Intellectual Property

- 1) I must obtain explicit permission from the content owner before downloading, copying or sharing any copyrighted materials (e.g. pictures, videos, music).
- 2) I shall not use, copy or share digital files in an unauthorised or illegal manner.

Generative Artificial Intelligence (GenAI)

- 1) AI can help me learn better and is important for my future, so I promise to use it responsibly.
- 2) I will use AI tools responsibly and will not use AI in a way that could harm

myself or others.

- 3) I will only use AI to support my learning and will follow my teacher's instructions on when and how to use AI.
- 4) I will be honest about when I use AI to help in schoolwork, and I will not turn in work that is fully created by AI as my own.
- 5) If I use AI, I will review its work for mistakes.
- 6) I will check with my teacher when I am unsure about the acceptable use of AI.

Computer Lab Rules

- 1) I shall not enter or work in the computer laboratories unless a teacher or an instructor is present.
- 2) I will not surf the Internet or play computer games unless authorised by a teacher or instructor.
- 3) I will not print any documents unless authorised by a teacher or instructor.
- 4) I will place my bag at the front of the computer laboratory.
- 5) I am responsible for the cleanliness of the computer laboratories. I will not eat or drink in the computer laboratories.

Students found in breach of the aforementioned rules will be managed in accordance with the Offences and Consequences for Use of Computer Network.

Use of Photography and Video Images

Photographs or video images of me or my legal guardians may be taken during school activities and events such as classroom lessons, CCA, school camps, school concerts or the Singapore Youth Festival. MOE and the school may use and publish such photographs or video recordings in MOE's and/or school's publications, the school's website, social media channels, or other communication channels.

SCHOOL LIBRARY & POLICIES



Operating Hours

Mondays, Tuesdays & Thursdays: 8.30 a.m. to 6.00 p.m.

Wednesdays & Fridays: 9.00 a.m. to 6.00 p.m.

Lunch Time: 12.30 p.m. to 1.00 p.m.

Library staff: Ms Susan Lim

Library Policies:

To make the library a conducive place for learning, I will need to observe the following:

- I shall leave my personal belongings such as bags, files or books outside the library. If I refuse to comply, I will not be allowed to enter the library.
- I must speak softly at all times.
- I am aware that eating and drinking are strictly prohibited in the library.
- I must have my handphone kept in my locker and kept out of sight.
- I have to be appropriately attired at all times, according to the school's guidelines on attire.
- I understand that the library staff reserves the right to ask students to leave the library if found to be inappropriately dressed, causing disturbance, behaving in an improper manner or breaching any library procedures.
- I must keep the library free of litter.
- I understand that the library staff reserves the right to remove any item or personal belonging left unattended within the library premises if deemed necessary.

Membership

All students are automatically registered as library members to freely use the library facilities to access learning. They can use their EZ-link Card to borrow library items.

Borrowing privileges of books

- Each student is entitled to borrow 2 books at a time for a loan period of 2 weeks. Borrowers must return or renew the books on loan when they are due.
- Borrowers are responsible for all library books being loaned and will be held responsible for damages found in the library books when they are returned.
- Library books should not be removed from the library unless they have been checked out. Users found with unchecked materials outside the library may be charged with theft. The library staff reserves the right to conduct a check on the user's belongings if deemed necessary.
- The individual users are personally responsible for any infringement of the Copyright Act.

Lost/ Damaged books

- For lost or damaged books, students will have to replace the book.
- There will be no refund once replacement is done even if the lost item is found later.

SCIENCE LABORATORY & SAFETY

General rules on the use of Science Laboratory

Discipline

- I will be punctual and will get ready to begin the practical session by lining up outside the laboratory.
- I am not allowed to enter any science laboratory unless instructed by a teacher who is present in the laboratory.
- All laboratory apparatus and chemicals must not be taken out of the laboratory. I will use and return all materials in the laboratory with care.
- I will place the wooden stools under the benches before leaving the laboratory. I am not allowed to enter the preparatory room at all times.
- Storage, preparation or consumption of food or drinks is prohibited in the laboratory.

Safety

- I am to wear safety goggles when mixing, heating or transferring chemicals or when there is any possible risk of injury to the eyes.
- I must tie up my hair to avoid any interference with laboratory work.
- Any damaged equipment, breakages, accidents, spillages are to be reported immediately to the teachers. I must record all details in the incidents report file.
- I should not take or use chemicals from any unlabelled containers. I shall report this to a teacher immediately.
- I should use equipment only under the supervision of a teacher.
- I should pay careful attention to safety instructions given by the teacher and obey these instructions. Instructions for carrying out an experiment must be thoroughly understood and followed exactly. In case of doubt, I will stop and approach the teacher for clarification.
- I am not to carry out any unauthorised experiment in the laboratory. I shall seek permission from my teacher if I wish to conduct any experiment.
- Chemical containers and apparatus should be returned to the proper place after use.
- Chemicals, once removed from their bottles, must not be put back into the bottles, unless instructed by the teacher.
- I should never use any flammable liquids (e.g., alcohol) near a flame. I should never taste any chemicals in the laboratory.

- I must remove broken glass with a brush / broom and dustpan and place it in the special bin provided.
- When heating liquid, I must never point the mouth of the test tube at any person.
- I must not dismantle the Bunsen burner or place any materials into the barrel of the Bunsen burner.
- I must not tamper with any electrical mains or other fittings in the laboratory. Should any chemical come into contact with my body, I must wash the affected part thoroughly with plenty of water and report it to the teacher immediately.

Cleanliness

- I am assigned a seating position and I will be responsible for the cleanliness of my own working bench and the area around me.
- I must keep my bench tidy, dry and clean during and after every practical lesson. Liquid waste must be disposed of with running water into the sink and solid waste must be disposed of in the small bin on the bench.
- I must keep the floor dry and clean at all times.
- I must not litter or deface any furniture, apparatus or equipment. At the start of each lesson, I must check for signs of vandalism and report any such signs to the teacher.
- I should wash my hands thoroughly with soap after each session of practical work in the laboratory.
- Students in breach of any of the above laboratory rules or safety precautions will be dealt with severely. Students who commit vandalism will be suspended from using the laboratory. In addition, the teacher, HOD or Principal will mete out any punishment deemed necessary.

DESIGN & TECHNOLOGY WORKSHOP & SAFETY

General rules on the use of D&T Workshops

Discipline

- I will be punctual and will get ready to begin the workshop session by lining up outside the workshop.
- I will not enter any workshop unless instructed by a teacher who is present in the workshop.
- I will place my bag at the pigeonhole shelves assigned.
- I will wear an apron and covered shoes throughout the practical session in the workshop.
- I will use and return all materials in the workshop with care.
- I understand that all workshop tools and equipment must not be taken out of the workshop.
- I understand that damage to tools and equipment due to mischief or non-compliance will be subjected to disciplinary action.
- Storage, preparation or consumption of food or drinks is prohibited in the workshop.

Safety

- I must not operate the machines unless I have been instructed on their correct use and am under close supervision of the teacher or instructor. When in doubt, I should always ask my teacher or instructor.
- I must exercise extreme care when handling sharp-pointed or sharp-edged tools. I must not use tools that are blunt, badly worn, mushroomed or in poor condition. I must not handle electrical points when my hands are wet.
- I must put on safety goggles, face masks, or protective gloves in situations which require these protections.
- I must not wear long-sleeved shirts, school-ties, watches, rings, bracelets and bangles during practical sessions.
- Long hair must be neatly tied up during practical sessions.

Cleanliness

- I am assigned a seating position and I will be responsible for the cleanliness of my own working bench and the area around me.
- I must keep my bench tidy, dry and clean during and after every practical lesson. Liquid waste must be disposed of with running water into the sink and solid waste must be disposed of in the small bin on the bench.
- I must keep the floor dry and clean at all times.
- I must not litter or deface any furniture, apparatus or equipment. At the start of each lesson, I must check for signs of vandalism and report any such signs to the teacher.
- I should wash my hands thoroughly with soap after each session of practical work in the laboratory.

FOOD LAB & SAFETY

General rules on the use of cookery rooms

Discipline

- I will be punctual and get ready to begin the session by lining up outside the kitchen.
- I am not allowed to enter any kitchen unless instructed by a teacher present in the kitchen.
- Long hair should be plaited or tied. Nails should be kept short and clean. I must not run or speak loudly in the kitchen.
- I must always wash my hands with water and soap and dry my hands before handling food.

Safety

- I must wear an apron and non-slip shoes during practical sessions.
- I will ensure that extreme care is taken when using sharp-pointed or sharp-edged equipment or appliances and fragile glassware such as the Pyrex baking dish.
- I will ensure that extreme care is taken when handling hot liquids (e.g., during boiling and steaming), hot oil (e.g., during deep frying) and the hot oven (e.g., during baking). The handles of pots and pans should be turned inwards and away from the edge of the stove to prevent anyone from knocking them over.
- I should not have access to sharp-pointed / sharp-edged equipment unless authorised. They should only be issued by the teacher during practical lessons when needed and kept properly after use.
- My hands must be dry before operating electrical appliances.
- When operating gas cookers, I should ensure that all combustible materials (e.g., papers, towels, cloths, curtains, spray cans, etc.) are kept away from the gas cookers.
- I will ensure that the stove should not be left unattended when cooking.
- I will ensure that all gas control valves and electrical mains should be turned off when not in use.
- I will ensure that all stoves and ovens must be properly switched off when not in use.
- I shall not taste raw/undercooked food; cooked food should be covered, and thawed food must not be re-frozen to prevent possible food poisoning.

Cleanliness

- I must use separate chopping boards and crockery when preparing raw and cooked food to prevent cross-contamination.
- I must report all breakages and accidents (e.g., cuts, burns) to the teacher-in-charge for immediate first aid treatment.
- I must clean up spills on the floor immediately to prevent slips or falls. I will ensure that the stove is kept clean and in good working order.
- I will ensure that the garbage is discarded at the end of the day to prevent pest infestation.
- I will clean surfaces and wash utensils before and after use.

INNOSPACE & SAFETY

General rules on the use of Innohub

Discipline

- I am not allowed to enter the room unless accompanied by a teacher who will be present throughout the entire duration of my stay in the studio.
- All materials and apparatus must not be taken out of the room.
- Storage, preparation or consumption of food or drinks is prohibited in the room.

Safety

- I shall use equipment (like glue gun, heater) only under the supervision of a teacher. I shall pay careful attention to safety instructions given by the teacher and obey these instructions. Instructions for carrying out an experiment must be thoroughly understood and followed exactly. In case of doubt, I will stop and approach the teacher for clarification.
- I shall seek permission from my teacher if I wish to conduct any experiment.
- I will take care of the things I use and return them to where they are kept after use. I should never taste any materials or liquids in the studio.
- I must report all breakages and accidents (e.g., cuts, burns) to the teacher for immediate first aid treatment.

Cleanliness

- I am assigned a seating position and I will be responsible for the cleanliness of my own work area and the area around me.
- I must keep my work area, dry and clean during and after every lesson. I must keep the floor dry and clean at all times.
- I must not litter or deface any furniture, apparatus or equipment. At the start of each lesson, I must check for signs of vandalism and report any such signs to the teacher.

STUDENT INSURANCE POLICY

Coverage and Claims

GROUP PERSONAL ACCIDENT INSURANCE FOR STUDENTS

This is a Group Personal Accident (GPA) Insurance which covers death, permanent and total/partial disability and medical expenses due to an accident. The proximate or triggering causes of injuries must be reasonably attributed to an accident.

Parents/guardians will have to pay for medical treatments upfront, before submitting claims to Income Insurance Limited (Income Insurance) for reimbursement. Please note the applicable limits and coverage for medical expenses. Ineligible expenses or expenses in excess of the limits will be borne by the students/parents/guardians.

Parents/guardians should also take note that medical treatments at private hospitals will typically cost higher, and parents/guardians may need to pay more out-of-pocket expenses if treatment costs exceed the policy's coverage limits.

All claims must be submitted online as soon as possible subject to a cap of 365 calendar days from the date of accident.

1) Benefit/ Sum Insured for GPA Insurance – For Year 2026

No.	Key Areas	Benefit/ Sum Insured
1.	Accidental Death Benefit	\$50,000
2.	Permanent Disablement (including Second and Third Degree Burns)	Up to 150% of Accidental Death Benefit (as per Schedules of Benefits in Tables 2-4)
3.	Funeral Benefit	\$5,000
4.	Medical Expenses (sum of outpatient and inpatient medical expenses)	<p>Up to \$13,000 for medical expenses incurred up to 365 days from date of accident, and with the following sub-limits:</p> <ul style="list-style-type: none"> a. <u>Outpatient expenses (up to \$2,150 with \$400 sub-limit for treatment by Traditional Chinese Medicine (TCM) practitioners)</u> for outpatient and follow-up medical treatments due to an accident including minor/day surgery at a clinic/hospital, physiotherapy at <u>Specialist Outpatient Clinics (SOCs)</u> in Restructured Hospitals or at Sports Medicine Centre operated by Sports Singapore, treatment by TCM practitioners and ambulance fees. b. <u>Inpatient expenses (up to \$10,850)</u> for inpatient and follow-up treatments after hospitalisation due to an accident including daily room and board expenses (including ICU), capped at \$120 per day, in-hospital consultation, surgery and expenses for other hospital services (e.g. X-rays, MRI, prescription, medical supplies, operating theatre.) c. <u>Reconstructive surgical expenses arising from an accident (up to \$13,000)</u> including medical consultation, test, surgical procedure and medical treatment before/after the surgery. d. <u>Dental treatment expenses (up to \$4,000)</u> for outpatient, inpatient and follow-up treatments due to an accident including minor/day surgery at a clinic/hospital. <p>For accident overseas, the insured must seek treatment within 7 days of returning to Singapore.</p>
		<p><u>Note:</u></p> <ul style="list-style-type: none"> • 1st treatment must be sought within 30 days from date of accident. • TCM Practitioners must be registered with the TCM Practitioners Board & possess a valid practising certificate. • Private physiotherapy treatments are not covered.
5.	Hospitalisation Allowance (overseas and upon return)	\$50 per day of hospitalisation stay (up to a maximum of 50 days)
6.	Temporary/Permanent Mobility Aid, Prosthesis and Other Implants	<p>Up to \$5,000</p> <p><u>Note:</u></p> <ul style="list-style-type: none"> • A doctor's prescription or memo to support the purchase of mobility aids, prosthesis or implants is required. • Purchase(s) must be made in the name of the insured.

Extensions

- Act of God/ convulsion of nature
- Automatic additions, deletions & promotions
- Disappearance, including disappearance resulting from an act of god or convulsion of nature. (Limit: 365 days)
- Comatose state benefit (50% of Accidental Death benefit as an additional pay out; refer to Table 1)
- Drowning, suffocation by smoke, poisonous fumes, gas
- Domestic and nursing assistance expenses (Limit: \$1,000)
- Double indemnity for Accidental Death or Permanent and Total/ Partial Disability whilst on a public conveyance or
- due to a natural catastrophe
- Exposure
- Food poisoning
- Hijack
- Murder and assault
- Motorcycling
- Strike, riots and civil commotion
- Terrorism including losses caused by terrorist attacks by nuclear, chemical and/or biological substances
- Trauma counselling, psychiatric and psychological treatment for insured's next-of-kin, should insured suffer from death or total/ partial disability from an accident (Limit: \$1,000)
- Injury, illness, disease or death resulting from complications or related to attacks by venomous or disease transmitting insects, reptiles, amphibians, sea creatures and animals
- Competitive Sports and Activities of Higher Risks
- "Infectious disease" under the Infectious Diseases Act 1976 due to and arising from exposure in the insured's school premises or during any school-related activity, whether in Singapore or elsewhere
- Claims arising directly or indirectly or in consequence of invasion, act of foreign enemy, hostilities, acts of terrorism, civil war, civil unrest, civil commotion, strike, riot, rebellion, revolution, insurrection, mutiny, uprising, military coup or other usurpation of power, confiscation, detention, nationalisation, requisition, martial law or state of siege or any events or causes which result in the proclamation or maintenance of martial law or state of siege
- Heat related injuries (heat stroke and heat exhaustion).

Table 1: Comatose State Benefit Schedule

Duration of Comatose	Schedule of Benefits
At least 3 months	25% of Comatose state benefit
At least 6 months	50% of Comatose state benefit
At least 9 months	75% of Comatose state benefit
At least 12 months	100% of Comatose state benefit

Table 2: Schedule of Benefits for Partial/ Total Disability

Schedule of Benefits for Partial/Total Disability	
Permanent Total Disablement	150%
Permanent unsound mind to the extent of loss of legal capacity	100%
Loss of 2 limbs or more	100%
Loss of 1 limb	100%
Loss of both eyes	100%
Loss of 1 eye, except perception of light	75%
Loss of 1 limb and 1 eye	100%
Loss of speech and hearing	100%
Loss of speech	50%
Loss of hearing in both ears	75%
Loss of hearing in 1 ear	25%
Loss of 4 fingers and 1 thumb on 1 hand	70% either Right or Left
Loss of 4 fingers on 1 hand	40% either Right or Left

Loss of 1 thumb (2 phalanges)	30% either Right or Left
Loss of 1 thumb (1 phalange)	15% either Right or Left
Loss of 1 finger (3 phalanges)	10% either Right or Left
Loss of 1 finger (2 phalanges)	7.5% either Right or Left
Loss of 1 finger (1 phalange)	5% either Right or Left
Loss of all toes on 1 foot	15%
Loss of big toe (2 phalanges)	5%
Loss of big toe (1 phalange)	3%
Loss of any one other toe	1%
Fractured leg or patella, with established non-union	10%
Shortening of leg by 5cm	7.5%

Table 3: Schedule of Benefits for Third Degree Burns

Schedule of Benefits for Third Degree Burns	
Damaged as a % of total surface area of Head	
Equal or greater than 8%	100%
Equal or greater than 5% and less than 8%	75%
Equal or greater than 2% and less than 5%	50%
Damaged as a % of total surface area of Body	
Equal or greater than 20%	100%
Equal or greater than 15% and less than 20%	75%
Equal or greater than 10% and less than 15%	50%

Table 4: Schedule of Benefits for Second Degree Burns

Schedule of Benefits for Second Degree Burns	
Damaged as a % of total surface area of Head	
Equal or greater than 8%	8%
Equal or greater than 5% and less than 8 %	6%
Equal or greater than 2% and less than 5%	4%
Damaged as a % of total surface area of Body	
Equal or greater than 20%	8%
Equal or greater than 15% and less than 20%	6%
Equal or greater than 10% and less than 15%	4%

2) Coverage

The GPA Insurance covers each student when that student is:

(a) In his or her school;

(b) Participating in the school's activities, or any activity related to or endorsed by the school, including Home-Based Learning (HBL), Co-Curricular Activities ("CCAs") and sports, regardless of the time at which such activities are conducted and whether the activities are conducted in the school, in Singapore, or elsewhere;

(c) Commuting from (or to) his or her place of residence, including a hostel, to (or from) either the school's premises or the place where an activity covered by the GPA Insurance will be conducted, including any reasonable deviations. For the avoidance of doubt, the student's place of residence may include a place that is not in Singapore;

(d) In the case of a primary-level student, in addition to sub-paragraphs (a), (b) and (c):

i) In the student care centre located in his or her school;

ii) Participating in any activity conducted by the abovementioned student care centre, regardless of the time at which

iii) such activity is conducted and whether the activity is conducted in the student care centre, in Singapore, or elsewhere; and

(e) In the case of a kindergarten-level student, in addition to sub-paragraphs (a), (b) and (c):

i) In the KCare Centre associated with his or her MOE Kindergarten located in his or her school; and


- ii) Participating in any activity conducted by the abovementioned KCare Centre, regardless of the time at which such activity is conducted and whether the activity is conducted in the KCare Centre, in Singapore, or elsewhere.

3. What is not covered?

- a) Treatment incurred more than 365 days from date of accident.
- b) Treatment for an injury not as a result of an accident.
- c) Private Physiotherapy or alternative treatment (e.g. chiropractor, herbalist, podiatrist, naturopathy, Ayurveda).
- d) Non-prescribed medication or mobility aids (such as crutches, wheelchair, etc).

Summary of claims procedures

All claims must be submitted online as soon as possible subjected to a cap of 365 days from the date of accident.

<p>New Claim Submission</p> <ol style="list-style-type: none"> 1. Go to Income Insurance's GPA portal at https://studentgpa.incomegroupins.com.sg 2. Click on "New/Follow up Accident Claim" 3. Select "New Claim" Under "Claim Type" 4. Complete online claim form 5. Upload tax invoice(s), receipts (outpatient/inpatient claims) and required documents 6. Confirmation email will be sent to parents or students, and school administrator 	
<p>Follow Up Claim Submission</p> <ol style="list-style-type: none"> 1. Go to Income Insurance's GPA portal at https://studentgpa.incomegroupins.com.sg 2. Click on "New/Follow Up Accident Claim" 3. Select "Follow Up Claim" Under "Claim Type" 4. Upload tax invoice(s), receipts (outpatient/inpatient/dental claims) and required documents 5. Confirmation email will be sent to parents or students, and school administrator 	
<p>Enquiry on Status of Claims</p> <ol style="list-style-type: none"> 1. Go to Income Insurance's GPA portal at https://studentgpa.incomegroupins.com.sg 2. Click on "Check Accident Claims Status" 	
<p>Required Documents</p> <ol style="list-style-type: none"> 1. For hospitalisation or day surgery, a copy of Inpatient discharge summary/ Day surgery form/ Attending physician's medical report 2. Police report, if applicable 3. If you have submitted a claim to any third party who has reimbursed your bills (e.g. other insurance policies/ insurers/ your employers), please submit copies of the following documents: <ol style="list-style-type: none"> a. Reimbursement letter/ claim settlement letter from other source b. Copy of the Shield Plan's settlement letter if there is any payment by Medisave-approved Integrated Shield Plan. 4. School incident report with simple case description of nature of accident for all claims (To be submitted by Schools). <p>Please note that the list of documents above is not exhaustive. Other documents may be requested if necessary.</p>	

CONTACT DETAILS

CLICK on www.income.com.sg

CALL our hotline at 6788 1777

Mon – Fri 9.00am to 6.00pm

Sat, Sun & Public Holiday – Closed

ZONE REPRESENTATIVES

NORTH	Alvin Tan	91172222	alvin.tankc@income.com.sg
SOUTH	Edmund Tan	96673188	edmund.tankh@income.com.sg
EAST	Su Yixi	90220777	yixi.su@income.com.sg
WEST	Cary Pang	96390136	cary.pang@income.com.sg

ASSESSMENT - IT ALL ADDS UP

Assessment of students' academic performance

Assessment serves to check students' level of understanding and provide timely feedback to bridge learning gaps. There are 4 major assessment checkpoints every year. The table below shows the weighting of each assessment checkpoint which culminates to the overall performance for the year for each of the subjects.

Term 1	Term 2	Term 3	Term 4
Weighted Assessment 1 (WA1) 15%	Weighted Assessment 2 (WA2) 15%	Weighted Assessment 3 (WA3) 15%	End of Year examination (EYE) 55%

Students will generally start off in Secondary 1 (S1) with subjects at a subject level based on their overall PSLE score, or at a more demanding level based on their performance in individual PSLE subjects. In some instances, students may have the flexibility to offer some subjects at a less demanding level from S1.

At the end of S2, the overall performance would be used as a guide in the selection of subjects to be offered in Upper Secondary and eventually assessed at the national examinations. Students in the current Secondary 4 & 5 cohort will still be taking the GCE N- and O-Level examinations. Starting from the 2024 Secondary 1 cohort, the Normal (Technical), Normal (Academic) and Express streams will be removed, and students would be taking the Singapore-Cambridge Secondary Education Certificate (SEC) examinations.

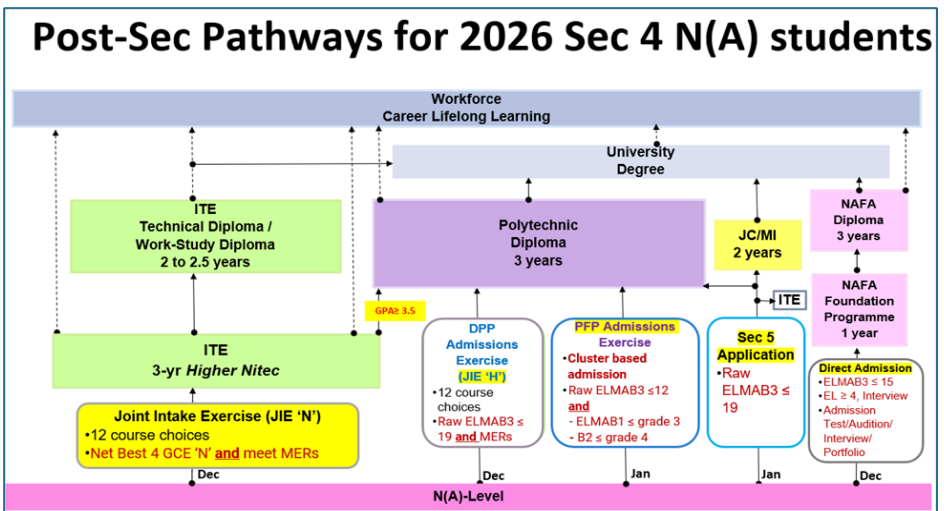
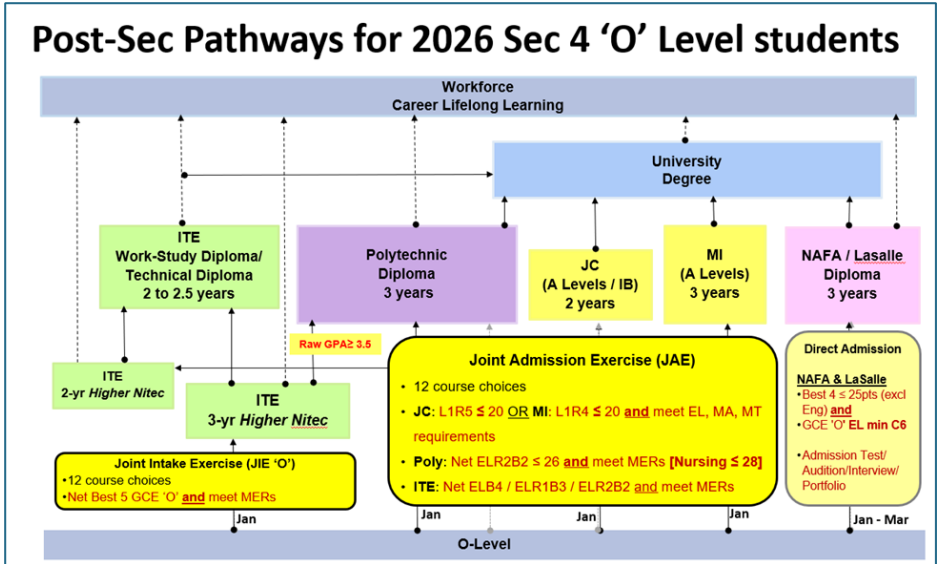
For more information, please refer to the MOE Website via the link below:
<https://www.moe.gov.sg/secondary/schools-offering-full-sbb>

POST-SECONDARY EDUCATION

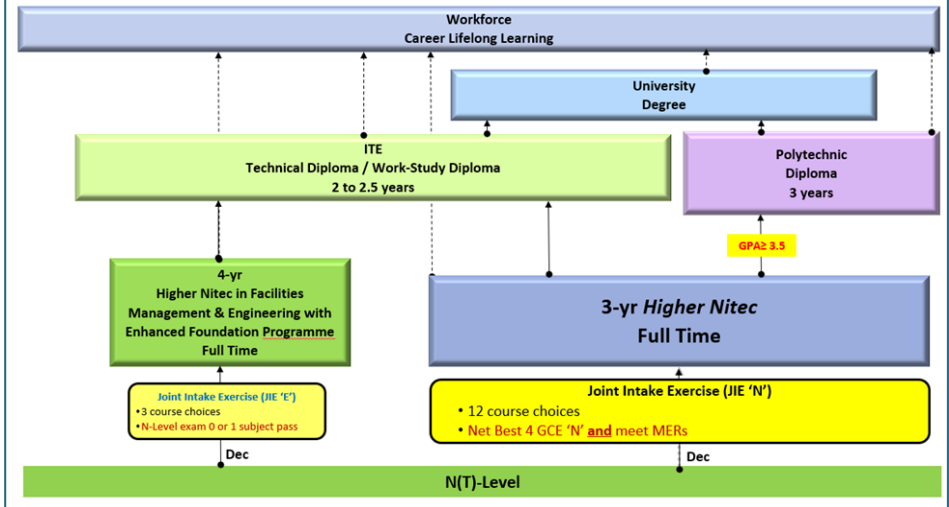
My options after secondary school

For the 2026 GCE O- and N-Level students:

Explore post-secondary pathways that align with your interests and strengths as you plan your next stage of learning.



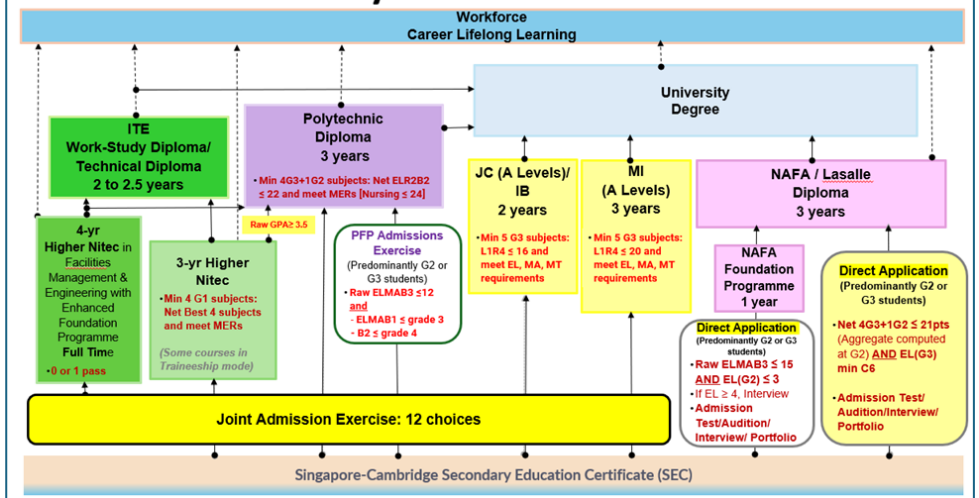
Post-Sec Pathways for 2026 Sec 4 N(T) students



For more details, refer to [\[2025\] A Guide to Post-Secondary Admissions Exercises](#)

From 2027, the new Singapore-Cambridge Secondary Education Certificate (SEC) reflects your strengths and subject choices, giving you more pathways to pursue your goals. For more details, refer to [Secondary school experience under Full SBB](#)

Post-Sec Pathways Overview for SEC Students



SEC Post-Sec Pathways Admission Criteria Overview

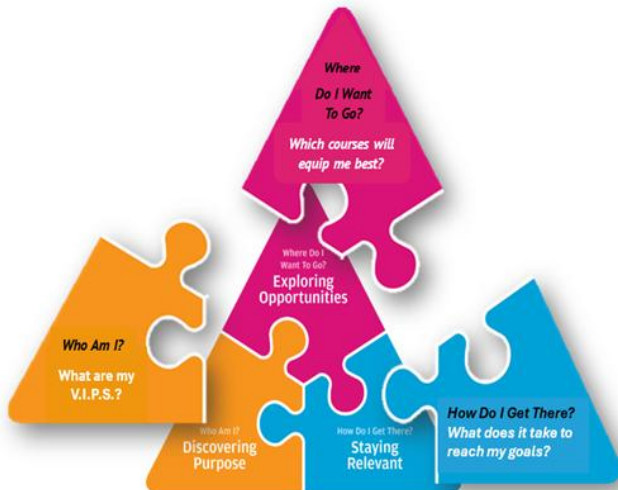
Students taking at least	POST-SEC PATHWAYS					
	ITE Year 1 Entry	ITE Year 2 Entry	Polytechnic Foundation Programme (PFP)	Polytechnic Year 1	Millennia Institute	Junior College
Admission Criteria	Best 4 subjects	ELMAB3 ≤ 19 (G2 Grades)	ELMAB3 ≤ 12 (G2 Grades)	ELR2B2 ≤ 22 (Nursing≤24)	L1R4 ≤ 20	L1R4 ≤ 16
5 G3 subjects	✓	✓	NEW ✓	✓	✓	NEW ✓
4 G3 + 1 G2 subjects	✓	✓	NEW ✓	NEW ✓		
5 G2 subjects	✓	✓	✓			
4 G1 subjects	✓	NEW* ✓ In-flight Acceleration Pathway in ITE Yr 1				

*For students who meet ITE's Year 1 academic requirements

Everyone is unique. Everyone has their own V.I.P.S. (Values, Interests, Personalities, and Strengths/Skills) and learning styles. It is worthwhile to find an educational pathway that helps bring out the best in you.

Find out more about your post-secondary options: [Post-secondary | MOE](#)

Use the 3 ECG questions to guide you in this process:



Education & Career Guidance

FINANCIAL ASSISTANCE SCHEME (FAS)

My options for assistance

Students who are Singaporean Citizens (SC) are eligible for **MOE FAS** if they meet either of the following criteria:

- Gross Household Income (GHI) not exceeding \$4000 per month **OR**
- Per Capita Income (PCI) not exceeding \$1000 per month

Household members include parents, unmarried siblings and grandparents of the child as well as other dependents living in the same household. PCI is computed by dividing the gross household income by the number of members in the household.

School Fees	Full waiver of \$5.00 per month (\$5 x 12 months)
Standard Miscellaneous Fees	Full waiver of \$20.00 per month (\$20 x 12 months)
Textbooks / stationery items	Free textbooks / stationery items (compulsory items only)
School Attire	Free school attire (2 sets of PE attire, 1 pair of school shoes and 2 pairs of socks)
Meal Subsidy	\$8.20 per day (up to \$41.00 per week)
Transport Subsidy	\$21 per month (applicable for students taking public transport to school)

School-Based Financial Assistance Scheme

An SC student is eligible for **School-Based FAS** if he or she meets the following criteria: Per Capita Income (PCI) between \$1001 to \$1375 per month

School Fees	Full waiver of \$5 per mth
Standard Miscellaneous Fees	Full waiver of \$20 per mth
Textbooks / stationery items	Free textbooks / stationery items (compulsory items only)
School Attire	Free school attire (2 sets of PE attire, 1 pair of school shoes and 2 pairs of socks)
Meal Subsidy	\$8.20 per day (up to \$41.00 per week)

There are other school-based bursaries and scholarships with higher GHI/PCI which are merit-based. Application of bursaries will be considered for applicants who do not meet the FAS criteria. School Advisory Committee Scholarships will be awarded based on nominations.

STUDENT AWARDS & RECOGNITION

Celebrating success in academic and non-academic areas

SUMMARY OF BURSARY AWARDS AND GRANTS

These awards are presented to students who are Singapore Citizens or Singapore Permanent Residents students. Students must meet the selection criteria of household income, conduct grade and academic performance grade to be eligible for the award. The awards, eligibility criteria and award quantum are listed in the table below.

Type of Award	Eligibility Criteria	Award
Singapore Buddhist Lodge Education Foundation (SBLEF) Bursary Award	<ul style="list-style-type: none"> • Singapore Citizen (SC) and Permanent Resident (SPR) presently attending Primary and Secondary Schools, Technical Institutions or Universities in Singapore, regardless of race, religion or gender. • The applicants should come from low-income families, must be of good conduct and academic results 	\$500/student/year (Total: 5 - 10 students)
The Straits Times School Pocket Money Fund (STSPMF)	<ul style="list-style-type: none"> • Singapore Citizen (SC) or Permanent Resident (SPR); and • Family is living in a 4-room HDB flat or smaller; and Family has a Gross per capita income (PCI) of \$750/month or less; and • Student is receiving full-time formal education at a mainstream primary/secondary school/Junior College/Centralised Institute/ Mixed Level/ Specialised school / independent school / specialised independent school / MOE-designated full-time Madrasahs; and • Is not concurrently receiving school pocket money from another STSPMF disbursing agency or receiving monthly school pocket money from other schemes, excluding MOE FAS; and • Has not been an STSPMF beneficiary for 24 months for the whole schooling years of primary and secondary school and 48 months for post- secondary school. 	\$100 per month

SUMMARY OF EDUSAVE AWARDS

Edusave Awards are given by the government annually to Singaporean students to recognise excellence and motivate students to excel in both academic and non- academic domains. The awards, eligibility criteria and award quantum are listed in the table below.

Type of Award	Eligibility Criteria	Award Quantum
Edusave Scholarships for Secondary Schools (ESSS)	<ul style="list-style-type: none"> • Singapore Citizen • Top 10% of each level and course • Overall mark $\geq 50\%$ • Good conduct 	\$500
Edusave Merit Bursary (EMB)	<ul style="list-style-type: none"> • Singapore Citizen • Top 25% of each level and course, excluding ESSS awardees. • Overall mark $\geq 50\%$ • Good conduct • Gross monthly household income below S\$7,500, or per capita income of less than S\$1,875. 	\$350
Edusave Good Progress Award (GPA)	<ul style="list-style-type: none"> • Singapore Citizen • Best 10% of each level and course based on good progress. • Overall mark $\geq 50\%$ • Good conduct 	\$200
Edusave Character Award (ECHA)	<ul style="list-style-type: none"> • Singapore Citizen • Students who demonstrate exemplary character and outstanding personal qualities through their behaviour and actions on a consistent basis. • This is given to up to 2% of Singaporean students in each school. 	\$500
Edusave Awards for Achievement, Good Leadership and Services (EAGLES)	<ul style="list-style-type: none"> • Singapore Citizen • Students who have demonstrated good conduct, and one or more of the following: (i) leadership qualities, (ii) service to community and schools, (iii) excellence in non-academic activities or, (iv) 21st Century Competencies in a consistent and exemplary manner. • This is given to up to 15% of Singaporean students in each school. 	\$350

Students' overall academic results for the year are calculated based on their academic performance throughout the entire year. Refer to **Assessments** for more information on the components.

CCA-CENTRICITY IN BLS

Building family, affiliation and values through CCAs

At Boon Lay Secondary School, students' school experiences are organised around their CCA groups. This allows deeper bonds to be forged between students (seniors and juniors) and their CCA Mentors (i.e. Form Teachers), engendering a stronger sense of belonging to the school, and greater levels of self-motivation and self-efficacy.

CCA Mentors (CCAM) guide the same group of students throughout their secondary school journey, anchoring them in values and dispositions through daily interactions. Through curricular and co-curricular touchpoints, CCA mentors get to know their students more deeply and this strengthens teacher-student relationships. In essence, the CCAM looks into not just the CCA-related aspects of the students' educational journey, but their holistic development.

Purpose of CCA (taken from MOE "The Co-Curricular Activities (CCA) Programme")

The CCA programme provides students with a platform to discover their interests and talents. CCAs can fuel in the individual a life-long love for a particular activity, be it a sport or a musical pursuit. This helps the individual to lead a balanced life in adulthood.

Students progressively develop CCA-specific knowledge, skills, values and attitudes through sustained participation in any of the CCA groups. CCAs also offer excellent platforms for students to learn core values, social and emotional competencies and emerging 21st Century Competencies.

All CCA groups emphasise social interaction by providing a common space for friendships and social integration amongst students of diverse backgrounds. Through CCAs, students develop a sense of identity and belonging to the school.

CCAs available in BLS

BLS offers CCAs from the 4 main groups – Sports & Games, Visual & Performing Arts, Uniformed Groups and Clubs & Societies. Students MUST choose a CCA from one of these 4 groups.

Sports	Performing Arts	Uniformed Groups	Clubs & Societies
<ul style="list-style-type: none">▪ Badminton (Boys & Girls)▪ Basketball (Boys)▪ Netball (Girls)	<ul style="list-style-type: none">▪ Contemporary Dance (Boys & Girls)▪ Malay Dance (Boys & Girls)▪ Concert Band (Boys & Girls)▪ Chinese Orchestra (Boys & Girls)▪ Choir (Boys & Girls)▪ Musical Theatre (Boys & Girls)	<ul style="list-style-type: none">▪ National Cadet Corp (Boys)▪ National Police Cadet Corp (Boys & Girls)▪ National Civil Defence Cadet Corps (Boys & Girls)▪ St John Brigade (Boys & Girls)▪ Boys Brigade (Boys)	<ul style="list-style-type: none">▪ CyberAce (Boys & Girls)▪ Audio Visual Aids (Boys & Girls)

LEAPS 2.0 DOMAINS

LEAPS 2.0 is a framework to recognise secondary school students' holistic development. Students will be recognised with levels of attainment in four domains: Participation, Achievement, Leadership and Service. For more information on MOE LEAPS 2.0, please refer to <https://www.moe.gov.sg/education-in-sg/our-programmes/cca/leaps2-0>

1) Participation

This domain recognises students' participation in one school-based Co-Curricular Activity (CCA). Recognition is based on the number of years of participation and exemplary conduct and active contribution to the CCA. Sustained engagement in the same CCA allows for the progressive development of character, skills, knowledge and friendships, and will be accorded higher recognition.

2) Service

This domain recognises students' development as socially responsible citizens who contribute meaningfully to the community. Students will be recognised for the time they put into planning, service and reflection, when participating in a VIA project.

3) Leadership

This domain recognises students' leadership development. Recognition is accorded to students' ability to take charge of personal development, work in a team and assume responsibilities in service of others. In addition to formal leadership appointments, participation in student leadership modules/workshops, the National Youth Achievement Award (NYAA) and leadership positions in the school, CCA or student- initiated/student-led projects will also be recognised.

4) Achievement

This domain recognises students' representation and accomplishment in co-curricular involvements beyond the classroom. Opportunities for representation and accomplishment present valuable learning experiences for students to learn discipline, resilience and develop their character. Students may represent the school or organisations endorsed by the school.

CHARACTER AND CITIZENSHIP EDUCATION (CCE)

Building Character and Fostering Rootedness

BLS has redesigned CCE around the CCA-centric model. The spiral CCE curriculum is conducted by CCAMs. With this approach, students get to hear more perspectives during cross-stream (CCA pairing by levels) or cross-stream, cross-level (by CCAs) discussions.

We seek to equip every student with the knowledge, skills, and values needed to grow into confident leaders of empathy, guided by sound principles, and committed to contributing meaningfully to the school, community, and nation.

Outcomes:

In the CCE curriculum, students are developed through the formal and informal curriculum with the following outcomes in mind:

- To foster in students greater self-awareness and social awareness;
- To develop skills in self-management, relationship management and responsible decision making;
- To assist students to make informed educational career decisions and better life choices;
- To develop skills in reflective learning;
- To facilitate inculcation of school's core values: Wisdom, Excellence, Respect and Honour;
- To develop emotional intelligence; and
- To inculcate a sense of rootedness to Singapore

Assessment:

As part of the school's effort in promoting holistic education, we provide a qualitative assessment of each student through the personal qualities of the students. These personal qualities are pegged to our school core values and the assessment will capture the student's strengths as an individual, as well as the areas where he/she has displayed growing maturity or development.

Below are the programmes that BLS offers to inculcate values and develop students' character.

Components	Objectives	Key Programmes
CCE Lessons	To inculcate values and build competencies in our students to develop them to be good individuals and useful citizens.	<ul style="list-style-type: none"> ✓ Experiential lessons on values and social and emotional competencies, including content areas namely, ECG, SEd, CW, MH, FE.
Education and Career Guidance (ECG)	To allow students to explore education and career options, life skills and an appreciation for the value of all occupations through classroom learning, guidance and counseling and community experiences.	<ul style="list-style-type: none"> ✓ Briefings on Subject Combinations, EAE and ✓ Career Fairs ✓ Experience ITE Programme ✓ Learning Journeys to Institutes of Higher Learning (IHL) ✓ Myskillsfuture student portal
Sexuality Education (SEd)	To help students make well-informed decisions through the provision of age-appropriate knowledge, and acquire social and emotional skills and positive mainstream values and attitudes about sexuality.	<ul style="list-style-type: none"> ✓ CCE Lessons ✓ Empowered Teens (eTeens)
Digital Citizenship / Cyber Wellness (CW)	To equip students with life-long socio-emotional competencies and sound values so that they can become safe, respectful and responsible users of Information and Communication Technology (ICT).	<ul style="list-style-type: none"> ✓ Thematic lessons based on Cyber Use, Cyber Identity, Cyber Relationships and Cyber Citizenship
National Education	To develop a national identity and cultivate a sense of belonging and rootedness to Singapore.	<ul style="list-style-type: none"> ✓ Celebration of NE Commemorative Days ✓ Learning Journeys (on Singapore's culture & history, social and economic aspects)

Environmental Citizenship	To promote environmental awareness among staff and students, and to drive implementation of green activities to inculcate in all respect for our environment and to make the school a greener place.	✓ Environmental Awareness (Earth Hour, Earth Day) ✓ Keep Singapore Clean Movement
Values In Action (VIA)	<p>To develop students, through learning experiences, to be socially responsible citizens who contribute meaningfully to the community, through the learning and application of values, knowledge and skills.</p> <p>The following are some of the organisations that BLS has been working with:</p> <ul style="list-style-type: none"> • Boon Lay Grassroots Organisations • Down Syndrome Association (Singapore) • Fei Yue Community Service • Green Schools @ South West • Whispering Hearts Family Service Centre 	✓ CCA-Centric VIA programme

ECG ASPIRATION PROGRAMME

Towards fulfilling aspirations

Education and Career Guidance (ECG) in BLS takes reference from the ECG Developmental Model which focuses on three progressive phases: Awareness, Exploration and Planning (AEP). In line with the spiral progression of the ECG curriculum, different emphases of AEP are placed at different levels in response to the developmental needs of our students.

Programme Outcomes:

In BLS, learning in the area of ECG aims to develop knowledge, skills and values that are necessary for our students to make informed and responsible choices on their education and career goals, so that they can lead a productive and meaningful life.

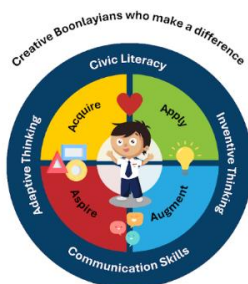
Through structured ECG lessons and authentic learning experiences, students will be able to:

- Understand their own education/career aspirations
- Develop positive attitudes towards work and learning
- Integrate the acquired knowledge, skills and values for personal development and life-long learning.

ECG Experiences for students:

Key milestone in Secondary school	Secondary 1	Secondary 2	Secondary 3	Secondary 4 and 5
	--	• Choosing a Subject Combination	--	• GCE 'O'/'N' Levels • Choosing a PSEI
ECG Developmental Model	Awareness		eXploration	Engagement
	To understand one-self (interest, abilities and career aspirations) and the impact of external influences		To explore and investigate education pathways/courses and world of work.	To make decisions, formulate and act out plans to attain one's education/career goals.
ECG programmes / activities	--	• 2NT Experience ITE Programme • ApLM@Poly	• 3NA Experience ITE Programme • ApLM@ITE • ApLM@Poly	• Poly Open House • Day X program • EAE briefing and workshop
		• Industry Learning Journey		
	• Career of the Month to be shared during assembly platform and updates on ECG noticeboard			
Guidance and Counselling	Education and Career Guidance counselling by ECG Counsellor (while all students have access to counselling service by ECG counsellor, structured sessions to be put in place for students in Upper Sec)			

LEARNING FOR LIFE PROGRAMME – Inspiring Learners Through the Arts



The Learning for Life Programme (LLP) in the Performing Arts nurtures students’ passion for lifelong learning by engaging them meaningfully in the Arts. Through varied and vibrant arts experiences, students develop character, confidence, and creativity—key competencies that prepare them to contribute actively to the community and the nation.

Description of Programme & Key Activities:

The LLP in BLS is organized in two tiers. In the Tier 1 programme, all students will be exposed to the following areas of the Performing Arts: Dance, Drama, Literary Arts, Music and Visual Arts through specialized workshops and level excursions to arts-related exhibitions and performances. All students will also have the opportunity to participate in a showcase to learn what it means to be an engaged performer.

Students demonstrating a strong interest and passion in the Performing Arts will be encouraged to further pursue their interests through the Tier 2 programme. They will have opportunities to develop greater mastery of skills in their chosen art form, and interact with professionals in the field.

Framework

Our 4A framework – (Acquire, Apply Augment, and Aspire) nurtures arts appreciation and social emotional competencies. Believing that every learner is unique and capable, art experiences are tailored to cater to individual interests and readiness levels, creating a progressive learning journey that transforms students’ potential into achievement.

ACQUIRE



DISCOVER THE VALUE OF ARTS THROUGH OUR CURRICULUM

- **Build strong foundational arts knowledge and skills** through **Instructional Programmes**.
- **Cultivate arts appreciation** through **school-wide learning experiences**, including assembly programmes and introductory creative activities.

APPLY



PUT ARTS KNOWLEDGE AND 21ST CENTURY COMPETENCIES INTO ACTION

- **Communicate and express ideas** through a range of art forms by learning, creating, performing, or showcasing works in **Tier 1 LLP modules (Lower Sec)**.
- **Contribute to the school community** by designing and presenting creative works for **events** such as Lunch Tunes and National Day celebrations.

AUGMENT



GROW ARTS COMPETENCIES THROUGH OUR TALENT MANAGEMENT PROGRAMMES

- **Deepen arts exposure** through exclusive workshops, and assemblies conducted by **local and international** arts professionals, as well as **curated experiences** such as Broadway and high-quality theatre productions.
- **Nurture talent** by providing authentic performance and showcase opportunities **within and beyond the school**.

ASPIRE

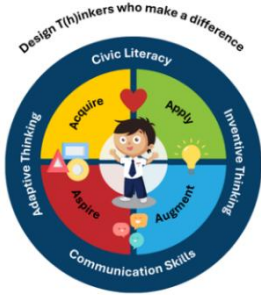


PREPARE FOR ARTS-RELATED CAREERS THROUGH PERSONALISED EDUCATION & CAREER GUIDANCE

- **Develop an arts-focused e-portfolio** documenting performances, artworks, personal projects, and reflections.
- **Participate in Learning Journeys and industry engagement workshops** with partners in the arts sector (e.g. Base Entertainment Asia) to explore **future pathways**.

APPLIED LEARNING PROGRAMME

Empowering Empathetic Changemakers through STEM



The Applied Learning Programme (ALP) empowers students to become **design t(h)inkers who make a difference** by harnessing **STEM** (Science, Technology, Engineering, and Mathematics) knowledge and skills to create sustainable solutions for tomorrow's challenges.

Description of Programme & Key Activities:

The ALP in BLS is organised in two tiers. The Tier 1 programme is a 10-hour programme comprising a set of computational thinking workshops for all Secondary 1, and application of 1 10-hour program of AI for Fun , and application of ALP skills and knowledge in VIA projects for all Secondary 2 students. Through these modules, students acquire basic coding, AI knowledge and develop STE(A)M-related skills, communication and collaborative skills, critical thinking and creativity.

Selected Secondary 2 and 3 students interested in pursuing their interest and developing their STE(A)M-related skills are identified for the Tier 2 programme, where they have opportunities to deepen and broaden their knowledge in the field such as makers' education in Singapore Polytechnic and are challenged to apply their knowledge in projects and competitions, such as VIA-ALP project, STEM playground Grand Finale. Students will also be invited for industry visits and have opportunities to interact with professionals in the field.

Framework:

Our ALP curriculum is guided by our 4A framework – (Acquire, Apply Augment, and Aspire) which is designed to nurture 21st Century competencies and digital literacies. Believing that every learner is unique and can achieve, STEM opportunities are tailored to cater to individual interests and readiness levels, creating a progressive STEM learning journey that transforms students' potential into achievement.

ACQUIRE



DISCOVER THE VALUE OF STEM THROUGH OUR CURRICULUM

- Develop foundational STEM knowledge through **Science, Design and Technology, Mathematics Instructional Programmes**
- Develop digital fabrication skills, computational thinking and coding through **Singapore Polytechnic Tier 1 Maker Education Module**
- Learn computational thinking and basic coding skills through **Code for Fun**
- Understand emerging technologies through **AI for Fun**

APPLY



PUT STEM KNOWLEDGE AND 21ST CENTURY COMPETENCIES INTO ACTION

- Communicate and invent civic-minded sustainable STEM solutions for real world problems through **Values in Action Projects**
- Design solutions and apply adaptive thinking for school based and national **STEM Challenges**

AUGMENT



GROW STEM COMPETENCIES THROUGH OUR TALENT MANAGEMENT PROGRAMMES

- Deepen digital and analogue making through **Student Initiated Learning Maker Education activities**
- Deepen digital fabrication skills, computational thinking and coding with **Singapore Polytechnic Tier 2 Maker Education Module**
- Represent school for **MOE Innovation Programme**

ASPIRE



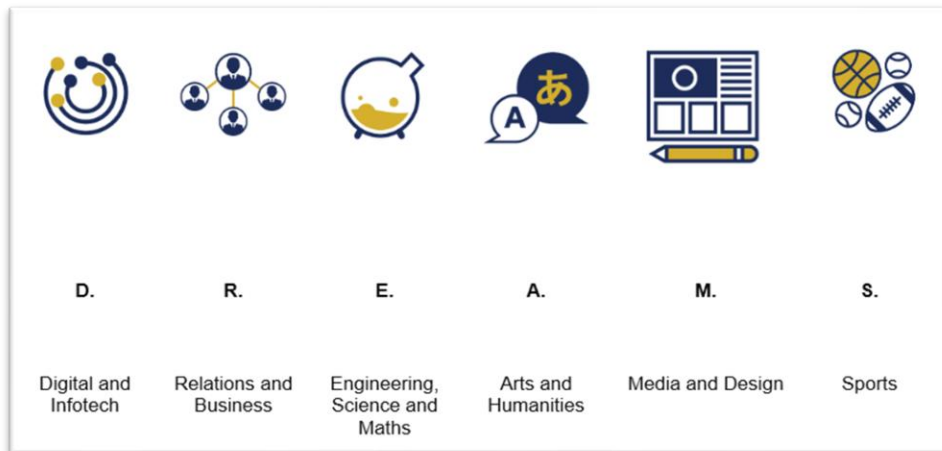
PREPARE FOR STEM-RELATED CAREERS THROUGH OUR PERSONALISED EDUCATION AND CAREER GUIDANCE

- Build a STEM e-portfolio with work experiences and learning journeys to companies in the Digital Economy such as **Hyundai Singapore** and **Apple**
- Access mentoring opportunities with **Singapore Polytechnic Tier 3 Maker Education Module**

STUDENT-INITIATED LEARNING (SIL)

Be empowered to learn

The Student-Initiated Learning (SIL) programme in BLS seeks to empower students to take ownership of their learning while exploring their passions across the **DREAMS domains**:



Through SIL, students will build essential future-ready competencies such as self-management, collaboration, problem-solving, innovation, and lifelong learning habits.

Description of Programme & Key Activities

SIL offers three tiers of learning experiences to cater to students' interests, learning preferences, and levels of independence. These activities are accessible via the SIL MS Teams and Student Learning Space (SLS) platforms.

1) School-Curated Activities for Independent Learning at Home

Students complete simple, safe, and engaging school-curated tasks at their own pace during Home-Based Learning (HBL). Activities are accessible via SIL MS Teams and the Student Learning Space (SLS). Examples include:

- Swift Playgrounds with Your iPad (Digital & Infotech)
- STEM Experiments (Engineering, Maths & Science)
- Active Arcade Movement Challenges (Sports)
- Music in Singapore (Arts & Humanities)

These activities nurture curiosity, creativity, and confidence in independent learning.

2) School-Facilitated Activities with Peers

Students can return to school during HBL to use school facilities and engage in hands-on activities collaboratively with their peers. Examples include:

- Cricut and 3D printing projects in the Design Studio (Media and Design)
- National Digital Explorer on Workforce Documents – Learn and Certify in the Computer Labs (Digital & Infotech)
- Sports training sessions such as basketball, badminton, and Captain’s Ball (Sports)

These sessions help students deepen their interests while benefiting from school expertise and equipment.

3) Fully Student-Initiated Activities with Peers

Students independently plan and execute activities with their peers, further developing leadership and collaboration skills. Examples include:

- Modern dance rehearsals (Relations and Business)
- Student-led video production or photography projects (Arts & Humanities)
- Outdoor activities such as volleyball or soccer (Sports)

This tier nurtures student agency and strengthens social-emotional skills.

SIL Digital Showcase

Students will document and present their learning journey during the SIL Digital Showcase. This platform celebrates their creativity, personal growth, and peer inspiration while reinforcing reflection and communication skills.

Through SIL, Boon Lay Secondary School seeks to nurture well-rounded, self-directed learners who are ready to thrive in an ever-changing world.

SIL is simple, safe, and joyful – a space for every student to pursue their passions.

For more information, please refer to:

<https://www.learning.moe.edu.sg/students/student-initiated-learning/>

LEARNING BEYOND BOUNDARIES (LBB)

Exploring diverse cultures

BLS celebrates long-term partnerships with schools in Japan, India and Thailand. Through both in-person and online exchanges, students are given opportunities to interact with peers from all over the world. Beyond cultural immersion, the Learning Beyond Boundaries programme seeks to develop 21st century competencies in students through exposure to growth industries in the Asia-Pacific region. With its focus on promoting responsible global citizenry, communication and collaboration, LBB aims to develop the student into a/an:

- 1) **Self-Directed Learner** who interacts with others to construct knowledge, new understanding and ideas;
- 2) **Active Contributor** who is able to determine and effectively assume the role he/she will play in a group, and work in a respectful manner with others in a group setting to meet the group's goals as determined collectively by its members;
- 3) **Confident Person** who is able to demonstrate appropriate skills and behaviour to work together with people from a diverse range of backgrounds within and beyond Singapore;
- 4) **Concerned Citizen** who demonstrates awareness of Singapore's role in addressing issues in the global community.

Past years' LBB trips include destinations such as Bangkok, Thailand, Kumamoto, Japan and New Delhi, India

Student Eligibility

Application for trips is open to Secondary 3 students. Selection into the LBB programme is highly competitive. Students should fulfil the following criteria:

- 1) Attain a conduct grade of at least "Very Good"
- 2) Demonstrate willingness to learn
- 3) Enjoy working in teams
- 4) Be reflective

